

Router Tests V.4

Scott Bradner
Harvard University

Copyright © 1991 by Scott Bradner. This report may be freely reproduced as long as nothing is altered or removed. These results are accurate to the best of my knowledge although there might be typographical or transcribing errors. The vendor information was supplied by vendor representatives and I make no claims as to its accuracy.

Testing the Devices

Just how does one find out
what is real?

Scott Bradner
Harvard University
sob@harvard.edu

Test Design-1

Life on a real world network:

pathological conditions:

peak load

- arp storms
- broadcast storms
- rwho on diskless nodes
- bootp
- tftp booting
- graphics
- backbone
- star network design

bursts of packets

- NFS traffic
- routing updates

Test Design-3

BMWG

Benchmarking Methodology Working Group

- part of IETF
Internet Engineering Task Force
- sanctioned by IAB
Internet Activities Board
- WG is addressing:
 - 1 - define terms (RFC 1242)
throughput, latency, etc
 - 2 - define device classes
 - stand alone
 - bridges, routers, gateways
 - host dependant
 - network interfaces, software
 - 3 - define specific tests
 - 4 - define reporting terminology
- Mailing list
bmwg-request@harvard.edu

Test Design-2

Life on a real world network:

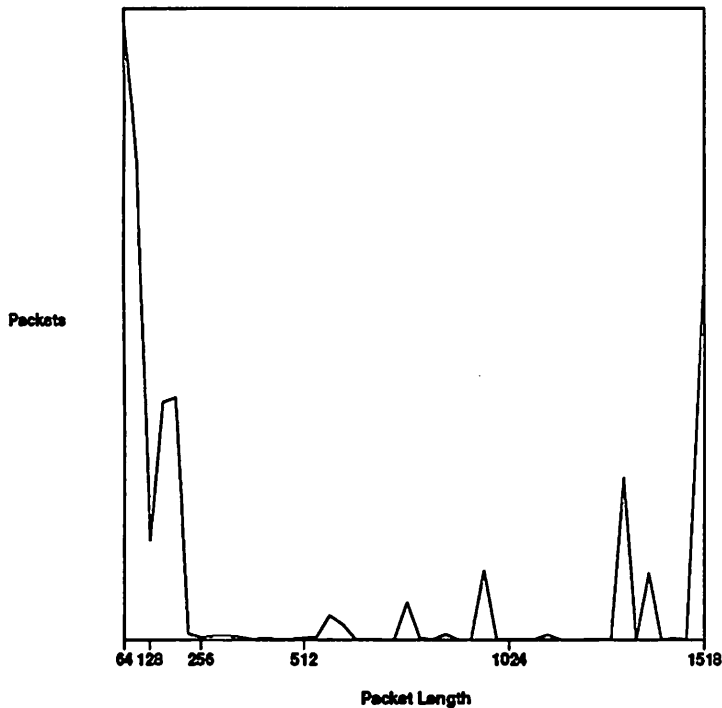
"normal" conditions

- NFS servers
- named
- NNTP
- SMTP
- PC clusters
- FTP
- terminal servers

Test Design-4

Life on a real world network:

packet size distribution at Harvard



Test Design-5

More things to consider:

rebooting requirements

- when do you have to reboot the box?
- how long does it take?

security

- what access controls on router?
- what sorts of filtering can be done on traffic?
 - on source of traffic
 - on destination of traffic
 - on protocol type?

network design

- pools linked with WAN lines
- 236 Ethernets into a box

Test Design-7

Other things to consider:

network management

- standards
SNMP, CMOT
- proprietary

documentation

- fit for human consumption?

user interface

- how expensive a guru is needed?

reachability

- can it be managed over the network?
- how easy is it to crash the router so that it requires manual intervention?
- how easy is it to overload the router so that the processor does not respond to commands on the serial line?

Test Design-6

Testing, how to simulate real world

- can't do a very good job of simulating the "real world"

- easy to check simple things
 - idle state
 - delay through router
 - effects of various filtering options
 - accuracy of counters
 - reaction to error packets
 - effect of different protocols

- not too hard to simulate the pathological conditions
 - high offered load
 - back to back packets
 - bidirectional traffic
 - mixed protocols

- much harder to test for table space related limits
 - routing table size
 - arp cache size
 - filtering list space

Test Design-8

Tests - background

- packet size
from RFC 1242:
The number of octets in the frame from the first octet following the preamble to the end of the FCS, if present, or to the last octet of the data if there is no FCS.
- sizes used
64, 128, 256, 512, 768, 1024, 1280, 1518
(AppleTalk - 64, 128, 256, 512)
- protocols used:
bridge test packet - protocol 9000x
IP - UDP Echo Request
AppleTalk II - AppleTalk Echo Request
IPX - Echo Request
DECnet Phase IV - short data packet
- WAN info
56KB & T1 (1.536MB) used
max rate set to 110% of calculated max

Test Design-9

Tests - packet loss rate

- definition from RFC 1242
Percentage of frames that should have been forwarded by a network device under steady state (constant) load that were not forwarded due to lack of resources.
- performed on Ethernet, FDDI and token ring
- procedure - Ethernet
send "learn" packets
for each packet size
set *rate* to 100% of max rate
loop:
send 30 sec burst
record passed packets
reduce *rate* to next "10%"
100% to 90% to 80% ...
if 2 successive trials with all passed
goto next packet size
- procedure - FDDI and token ring
for each packet size
send specific number of packets at test rate
record number of packets passed
reduce rate to next test rate
may also reduce number to send

Test Design-11

Tests - throughput

- definition from RFC 1242:
The maximum rate at which none of the offered frames are dropped by the device.
- performed on Ethernet
- procedure:
send "learn" packets
for each packet size
set *rate* = 1/2 maximum
loop:
send 30 sec burst at *rate*
if all packets received
increase *rate*
if not all packets received
decrease *rate*
detect if thrashing

Test Design-10

Tests - packet loss rate - with reverse load

- performed on Ethernet
- same procedure as packet loss rate
send "learn" packets
for every 4 packets that are received,
1 is sent back
test setup did not record stats about return packet

Test Design-12

Tests - back-to-back packets

- definition from RFC 1242:

Fixed length frames presented at a rate such that there is the minimum legal separation for a given medium between frames over a short to medium period of time, starting from an idle state.

- performed on Ethernet

- procedure:

- send "learn" packets
- for each packet size
 - send burst of packets at max rate
 - if all not received
 - decrease length of burst
 - if all received
 - increase length of burst
 - up to max of 1 second's worth
- find longest burst for all packets passed

Test Design-13

Reporting the results

- whole lot of data

- throughput

 - lines representing % of theoretical max rate

- packet loss rate

 - graph of % of theoretical in vs % of theoretical out

- back-to-back

 - lines representing % of 1 second's theoretical packets

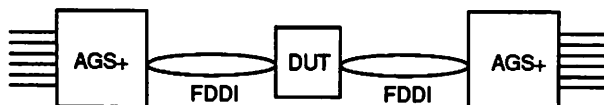
(archive of results of tests of 10/91 ftp-able from [hsdndev.harvard.edu in pub/rtests/10.91](http://hsdndev.harvard.edu/pub/rtests/10.91))

Test Design-15

Tests - misc

- alternate FDDI test

 - use Cisco AGS+s with 6 Ethernets as funnels
 - need to have FDDI analyzer to verify rate



- the world is bugs

 - IP 256 byte packet length field
 - IPX length field
 - need more work analyzing test generators
 - modulo - 32

Test Design-14

Promo - Harvard Test Lab

- permanent test lab

- available to vendors for private testing development cycle

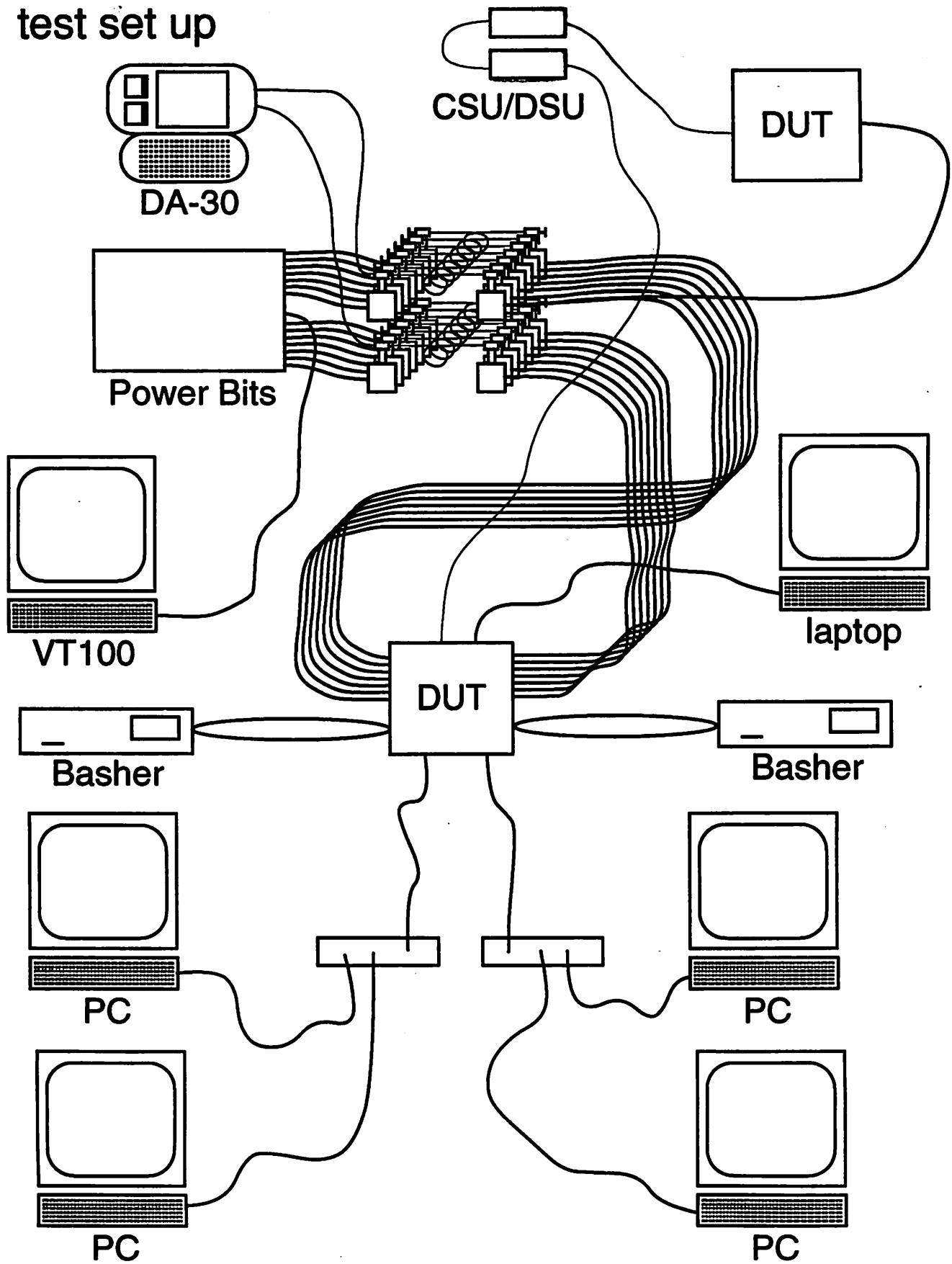
- available to vendors for certified testing
 - Harvard certifies that the test was run
 - not pass-fail

- available to others to test products
 - media
 - potential customers
 - "how do the boxes work in 'my' net"
 - custom protocol mix etc

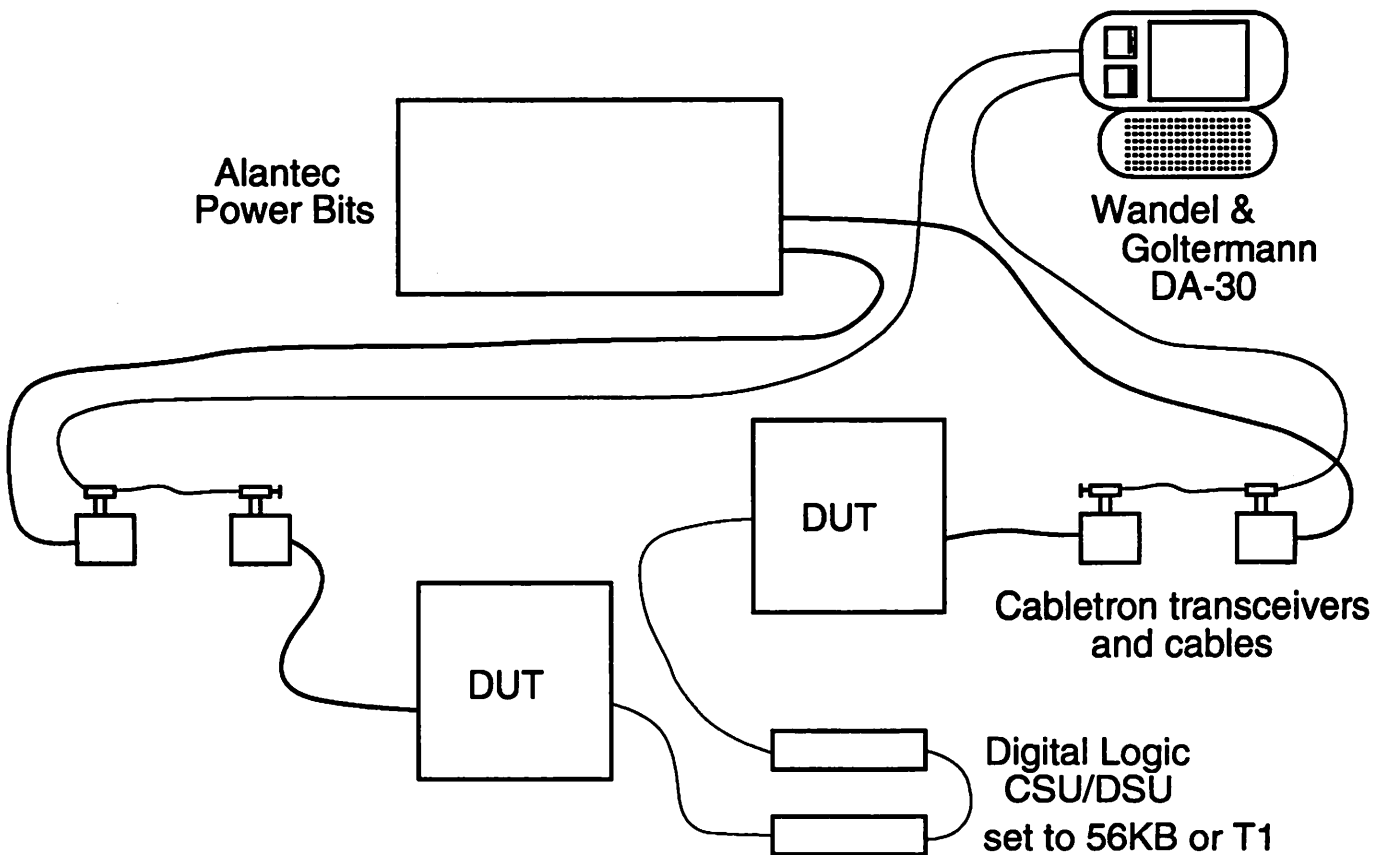
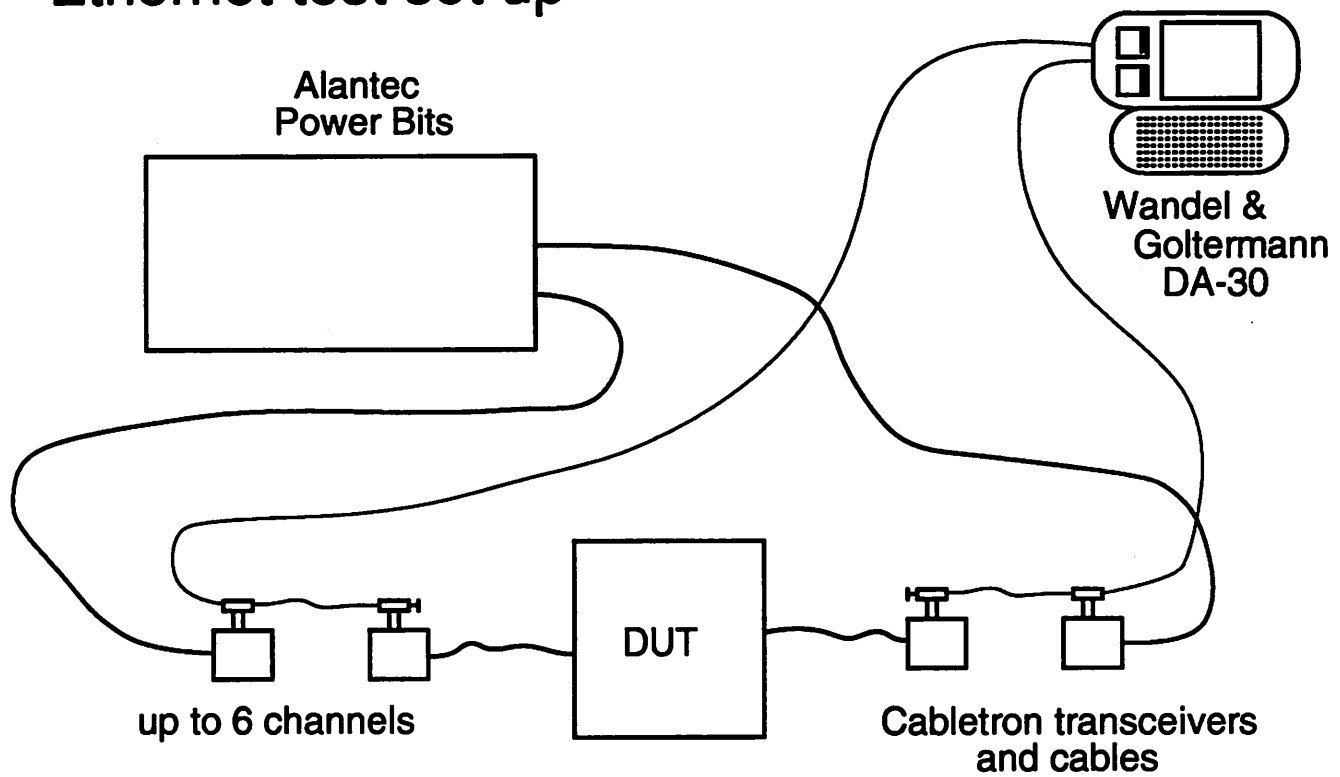
- cheaper to non-profit organizations

Test Design-16

test set up

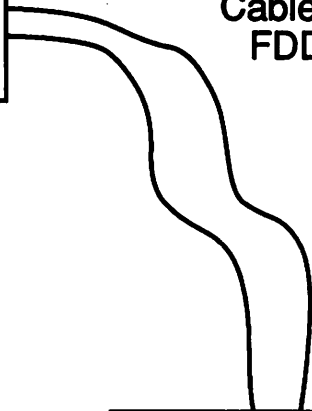
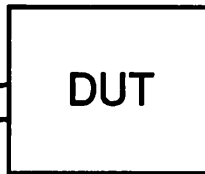


Ethernet test set up




FDDI test set up

Timeplex TIME/LAN 100
with BASHER software

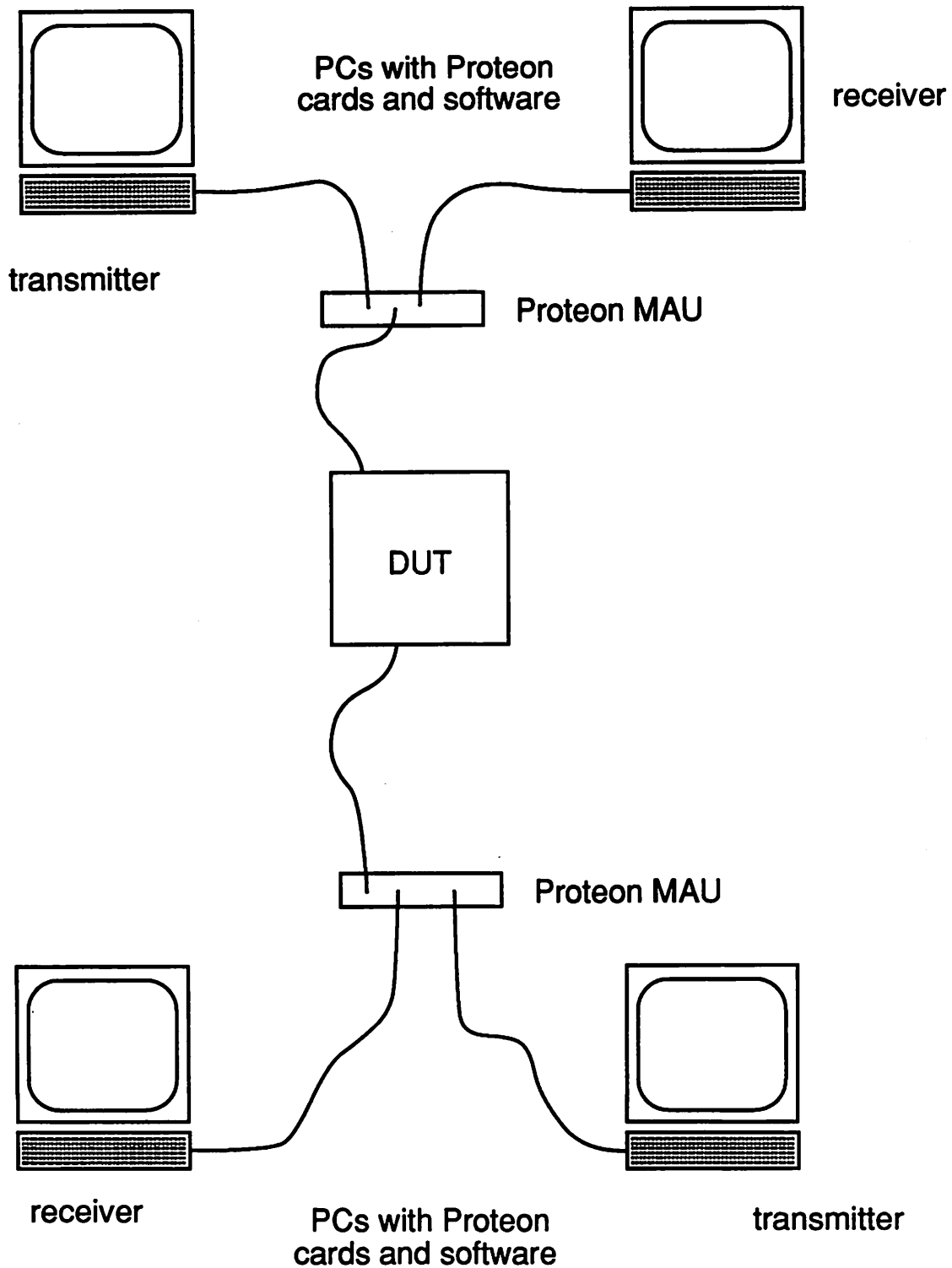


Cabletron
FDDI cables



Timeplex TIME/LAN 100
with BASHER software

Token ring test set up



Ethernet test engine

- built by Alantec - now known as Power Bits
- based on the Alantec Power HUB
- 12 Ethernet ports
- uses script to create and send packets
- some atomic functions
 - stream command
 - burst command
 - measure packet loss rate
 - measure throughput
 - measure back-to-back burst size
- options to commands select:
 - packet size (from list)
 - transmit rate
 - transmit time
 - packet sequence
- tags packets
- designed to be able to implement some of the BMWG tests

(scripts used in 10/91 tests ftp-able from
hsdndev.harvard.edu in pub/rtests/10.91)

Test Design-21

FDDI test generator and counter

- Timeplex TimeLAN 100 router with BASHER software
- supports Ethernet, FDDI and token ring
- select:
 - protocol (XNS or IP)
 - packet size (20 to xx bytes)
 - transmit rate (up to 21,000 pps)
 - transmit count
- puts and checks sequence numbers in packets
- sends 8 packets per token on FDDI

Test Design-23

Ethernet test system

- Wandel & Golterman - DA30 LAN tester
- 2 Ethernet or token ring ports
- implements same set of tests as Power Bits
- plus latency
- plus LAN analyzer

Test Design-22

Token ring test generator and counter

- Proteon special code running on PCs
- select:
 - packet file to send
 - packet size
 - send count
 - transmit rate
 - up to 17,000 pps with 1 packet / token
 - > 20 Kpps with > 1 packet / token

Test Design-24

IP Test packet for Ethernet tests

- IP - UDP Echo Request
from 192.32.100.1 to 192.32.200.1

DATAGRAM HEADER

```
AA 00 04 00 02 04 # dest MAC address (router)
AA 00 04 00 01 04 # src MAC address
08 # type high byte
00 # type low byte
```

IP HEADER

```
45 # IP version - 4,
# header length (4
# byte units) - 5
00 # service field
00 2E # total length
00 00 # ID
40 00 # flags (3 bits)-4 (do not
# fragment),
# fragment offset-0
0A # TTL
11 # protocol - 17 (UDP)
C4 8D # header checksum
C0 20 64 01 # src IP address
C0 20 C8 01 # dest IP address
```

UDP HEADER

```
C0 20 # source port
00 07 # destination port
# 07 = Echo
00 1A # UDP message length
00 00 # UDP checksum
```

UDP DATA

```
00 01 02 03 04 05 06 07 # some data
08 09 0A 0B 0C 0D 0E 0F
```

Test Design-25

Bridge Test packet for Ethernet tests

- Bridge test packet
UB data - on Ethernet (not 802.3)
from AA-00-04-00-01-04 to AA-00-04-00-03-04

DATAGRAM HEADER

```
AA 00 04 00 03 04 # dest address
AA 00 04 00 01 04 # src address
90 # type high byte
00 # type low byte

2C 00 # length (little endian)
00 00 # command
```

NON-RANDOM DATA

```
00 01 02 03 04 05 06 07
```

Test Design-27

IP ARP Request packet for Ethernet tests

- ARP Request from dest to router

ARP REQUEST PACKET

```
FF FF FF FF FF FF
AA 00 04 00 03 04 # from port 6 mac address
08 # type hi byte
06 # type low byte
00 01 # hardware type = ethernet
08 00 # protocol type = IP
06 # hw addr length
04 # proto addr length
00 01 # opcode = request
36 6 22 # from port 6 mac address
C0 20 C8 01 # and port 6s IP
FF FF FF FF FF FF # router's MAC
C0 20 CD 02 # router's IP
```

Test Design-26

DECnet Test packet for Ethernet tests

- DECnet test packet
short data packet
from 1.1 to 1.3

DATAGRAM HEADER

```
AA 00 04 00 02 04 # dest hardware address
AA 00 04 00 01 04 # source hardware address
60 # type high byte
03 # type low byte
```

DATA PACKET

```
2C 00 # length (little endian)
81 # pad?
06 # flags
00 # dest area
00 # dest sub
AA 00 04 00 03 04 # dest ID - tester port 6
00 # src area
00 # src sub
AA 00 04 00 01 04 # src ID - tester port 0
00 # nl2
00 # visit
00 # s-class
00 # pt
```

Test Design-28

DECnet hello packet for Ethernet tests

- DECnet hello from dest to router

```

DATAGRAM HEADER
AA 00 00 03 00 00      # dest address, DN multicast
AA 00 04 00 03 04      # src address - tester port 6
60                      # type field - high byte
03                      # type field - low byte

HELLO PACKET
22 00                  # packet length (little endian)
0D                     # flags
02 00 00              # tiver
AA 00 04 00 03 04      # src address - tester port 6
03                     # i info
DA 05                  # blksize (little endian)
01                     # area
00 00 00 00 00 00 00 00 # seed
AA 00 04 00 02 04      # neighbor MAC address
FP 1F                  # timer (litte endian)
FP                      # MPD
02                     # data length
AA AA                  # data
    
```

Test Design-29

AppleTalk Test packet for Ethernet tests

- AppleTalk DDP Echo Request from 5.65 to 107.3

```

DATAGRAM HEADER
AA 00 04 00 02 04      # dest MAC address (router)
AA 00 04 00 01 04      # src MAC address
00 2E                  # length field
AA                      # SSAP
AA                      # DSAP
03                      # control
08 00 07 80 9B        # SNAP

DDP HEADER
04 26                  # 2 bits 0,
                        # 4 bits hop count,
                        # 10 bits
                        # datagram length
00 00                  # DDP checksum ( 0= none)
00 6B                  # destination network number
00 05                  # source network number
03                     # dest node ID
41                     # source node ID
04                     # dest socket number
60                     # source socket number
04                     # DDP type - 04 = AEP

AEP HEADER
01                     # Echo function
                        # 1 = Echo Request

AEP DATA
00 01 02 03 04 05 06 07
    
```

Test Design-31

IPX Test packet for Ethernet tests

- Novell IPX test packet

```

DATAGRAM HEADER
AA 00 04 00 02 04      # dest MAC is router
AA 00 04 00 01 04      # src MAC address (port 0)
00 2E                  # total length
                        # does not use SSAP
                        # does not use DSAP
                        # does not use control
                        # does not use SNAP

IPX HEADER
FF FF                  # checksum - FFFF = none
00 26                  # datagram length
00                      # transport control - must be 0
02                      # Packet Type - 2 = Echo
00 0D 00 01           # Dest Network
AA 00 04 00 03 04      # dest node = tester port 6
00 02                  # Dest Socket - 2 = Echo
00 05 00 00           # Source Network
AA 00 04 00 01 04      # source node = tester port 0
40 02                  # Source Socket

ECHO COMMAND
00 01                  # echo request

ECHO DATA
00 01 02 03 04 05 06 07
    
```

Test Design-30

AppleTalk AARP Request packet for Ethernet tests

- AARP Request from dest to router

```

AARP req
09 00 07 FF FF FF      # dest address (AT broadcast addr)
AA 00 04 00 03 04      # src addr (port 6 mac address)
00 24                  # length
AA                      # SSAP
AA                      # DSAP
03                      # control
00 00 00 80 F3        # SNAP
00 01                  # hardware type (ethernet)
80 9B                  # protocol (AppleTalk)
06                      # MAC length
04                      # protocol address length
00 01                  # request
AA 00 04 00 03 04      # port 6 MAC address
00 00 6B 03           # port 6 AT address (107.3)
00 00 00 00 00 00     # requested MAC address
00 00 6B FD           # router's AT address (107.253)
    
```

Test Design-32

Test Results: Routers

How fast is fast?

Test Results-1

Thanks, contd.

- many people at many locations helped produce the software and many others helped when at Harvard to get things working correctly (chronological order)
- Mano Murthy of Alantec
long hours and fast response
- Hugh Lewis of Timeplex
got the light to flow
- Earl Veal of HP
important help in getting things going
- Roger Beeman of Cisco
careful analysis and wide knowledge critical to whatever success in this round
- Nathan Salwen of Proteon
knows source route packets!
- Norman Magnan of Proteon
knowledge and enthusiasm
- Bill Krieski of Wandel & Goltermann
positioning for the future

Test Results-3

Thanks

- all test hardware and software provided by cooperating vendors
- Alantec
Power Bits hardware
programmer time (lots)
- Cabletron
transceivers and cables
(esp FDDI cables)
- Cisco Systems
AGS+ routers with FDDI to act as filters
- Digital Link
DL551VX extended T1 converter + CSU
- Proteon
token ring test boards and software
4 PCs to put them in
- Timeplex
Time/LAN 100 routers with BLASTER software
- Wandel & Goltermann
DA-30 Multi-port Dual Protocol Analyzer
special software
- BMWG
test design

Test Results-2

oops

- announcement sent on comp.protocols.tcp-ip
- mentioned when sales people called
- some vendors missed
crunch at end prevented test of 3Com NETBuilder
- a number of requests for ka9q & pcroute
ran out of time (again)
- not done
latency
effects of filters
effects of broadcast and error packets
- not done enough
token ring

Test Results-4

Perspective

- 1 GB router on a 9.6KB link not all that useful
- theoretical frame rates for link speeds
64 octet frames
"ideal" serial links, i.e., no MAC address
(rounded up)

link speed	fps
2.4KB	5
9.6KB	19
56KB	110
64KB	125
.5T1	1508 (*2)
T1	3016 (*2)
Ethernet	14,880
T3	>85,000 (*2)
FDDI	>400,000

Test Results-5

Devices - non-routing

- Chipcom
5102B-EE (bridge module) (software version V1.2)
- Hewlett Packard
28673a Local Ethernet Bridge
28674a Remote Ethernet Bridge
28681a Local Ethernet Bridge
- Kalpana Inc.
Ether Switch EPS-1500 (no software version)
- Newbridge
8230 Little Bridge (software version - Release 1)
- RAD Network Devices
LEB-1 (software version 0.00 Beta)
REB-10 (software version 3.02)
- Synernetics Inc.
Lanplex 5000 (software version 1.0.0)

Test Results-7

Theoretical rates for Ethernet

single stream

size	pps	bytes/sec	bits/sec
64	14880	892,800	7,142,400
128	8445	1,047,180	8,377,440
256	4528	1,141,056	9,128,448
512	2349	1,191,292	9,546,336
768	1586	1,211,704	9,693,632
1024	1197	1,220,940	9,767,520
1280	961	1,226,236	9,809,888
1518	812	1,229,368	9,834,944

(data rate = packet data - FCS)

Test Results-6

Devices - routing

- Alantec
Power Hub (software version 1.0)
- BBN Communications
T/20 Internet Router (software version 1.2)
- Chipcom
5102R-EE Router Module (software version 8.2(5))
- Cisco Systems, Inc.
IGS (software version 8.2(5))
AGS+ (software version 8.3)
- Hewlett Packard
27285a Local Router
- Network Systems Corporation
6800 (software version 3.0)
- Proteon
CNX500 (software version 11.0)
- SUN Microsystems
SS2
- Timeplex
TIME/LAN 100 Router*Bridge (software version 2.1.1)

Test Results-8

Results - Ethernet throughput

- still getting faster
 - more "wire speed" routers
 - (for some frame sizes)
- 3 devices > 14,500 pps (64 byte)
- more > 10Kpps

- cluster of mid range devices
 - "6K FPS @ 64 bytes

- 14 devices > 99% at 1518

Test Results-9

Results - Ethernet back-to-back

- good test of queue size

- a number of devices > 1 second at 1518 byte

Test Results-11

Results - Ethernet multi stream

- hard to do good multi-stream test, hard to see actual peak rates

- only did packet loss rate
 - don't know what throughput would mean

- useful in cases where LANs converge

- with 6 streams (input 89280 pps @ 64 bytes)
 - 4 devices above 60,000 pps aggregate
 - 2 routers, 2 non-routers

- with 6 streams (input 59 M bits/sec @ 1518 bytes)
 - 3 devices > 99%
 - one perfect, another lost 1 packet in 30 sec
 - 1 other device > 98%

Test Results-10

Results - FDDI

- early in the FDDI game

- how deal with >1 packet/token

- GAS+s as funnels seems like a good tack but need to calibrate

- 1 device > 40% of FDDI pipe @ 1518 bytes

- may have run into tester limit
 - too many devices had about the same limits

Test Results-12

Results - token ring

- in development phase of tester software
- hope to use the W&G DA-30

Test Results-13

ests - FDDI

- fastest using Timeplex tester
small packets: Cisco, Proteon, Timeplex
large packets: Cisco, NSC, Proteon, Timeplex
- fastest using AGS+ funnels
Cisco (Proteon very good but hung)

Test Results-15

ests - Ethernet

- fastest - small packet: (alpha order)
Alantec, Cisco, Kalpana, Synernetics
- fastest - large packets:
Alantec, BBN, 2 chipcom devices, Cisco ags,
Kalpana, 4 HP devices, NSC, Newbridge, Proteon,
Timeplex, Synernetics
- highest aggregate
Alantek, Cisco, Kalpana, Synernetics
- fastest on WAN
all that had WAN interfaces
- best pkg:
HP
- most power (also best positioned)
NSC (7 RISC processors in router tested)
- most suprising
Newbridge 8230 "Little Bridge"

Test Results-14

ests - token ring (16MB)

- only two devices fully tested
- fastest
Proteon

Test Results-16

this time and next time

this time:

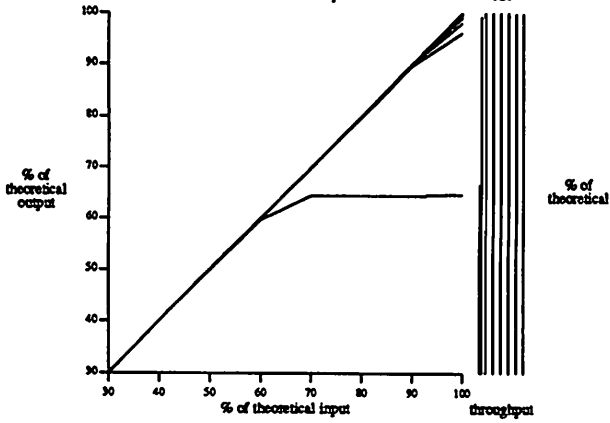
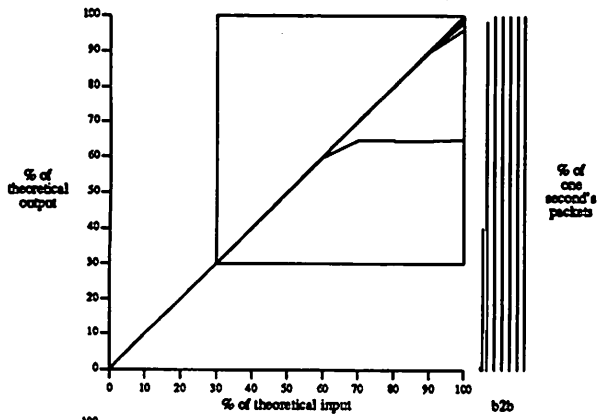
- **Power Bits tester fully automatic**
very easy - start and go away
needs some features
data file names etc
- **DA-30**
also fully automated

next time

- **get tester software done LONG time before**
- **automate FDDI & token ring tests**
- **longer test period**
- **suggestions welcomed**

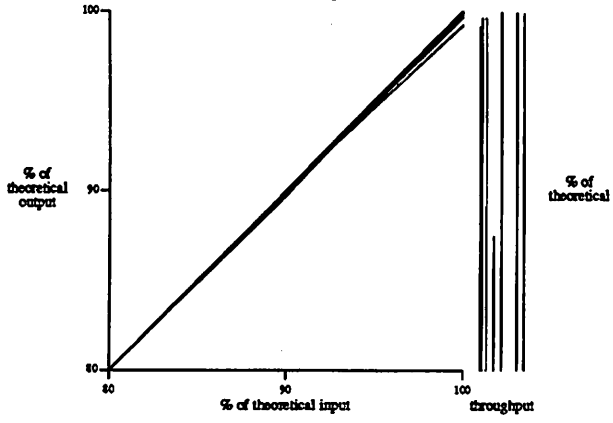
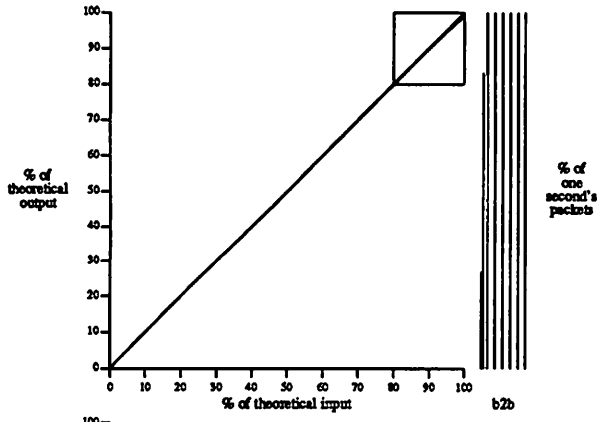
Vendor: Chipcom
Protocol: Bridge

Product: 5102B-EE
organization: within




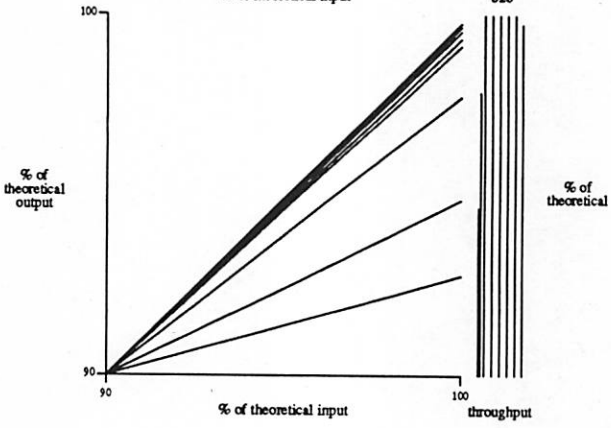
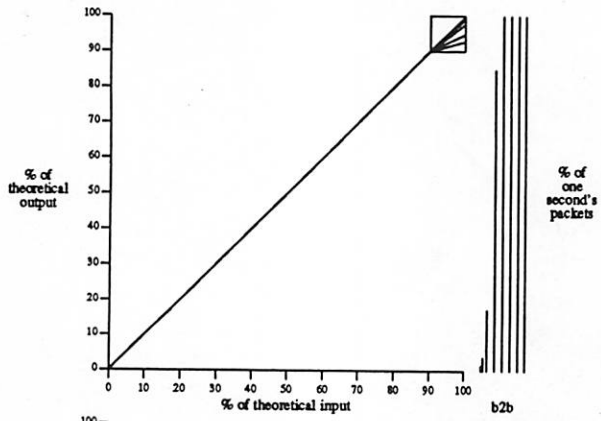
Vendor: HP
Protocol: Bridge

Product: 28673a
organization: within



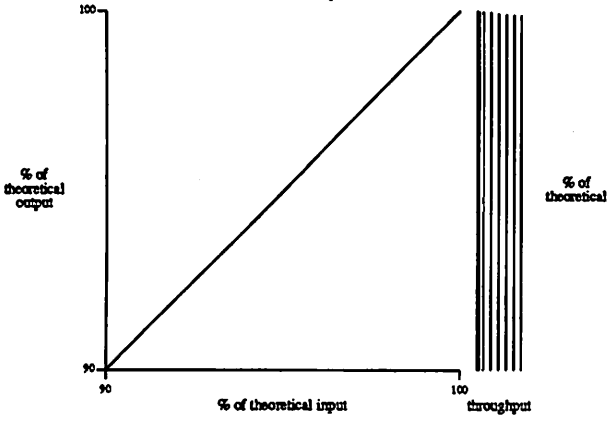
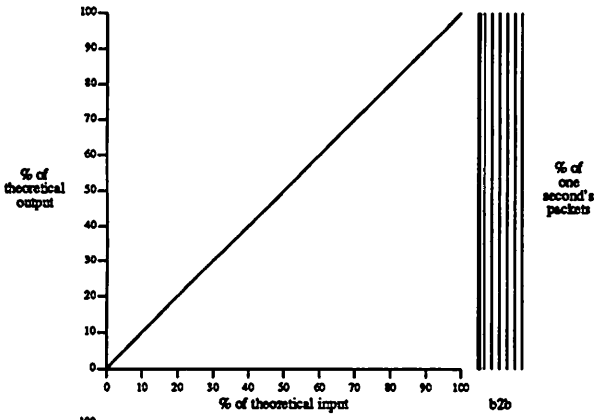
Vendor: HP
Protocol: Bridge

Product: 2868 1a
organization: within



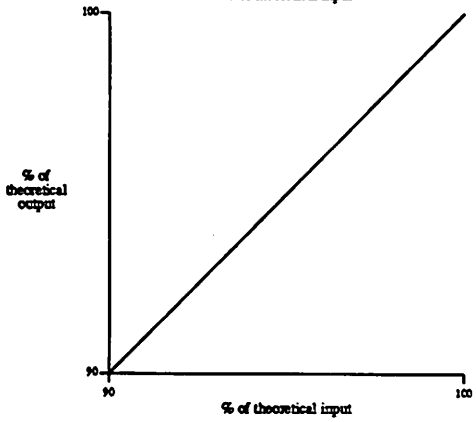
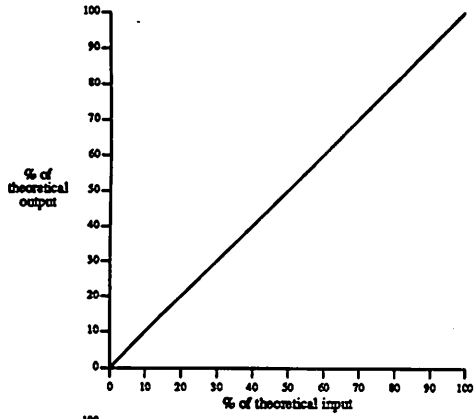
Vendor: Kalpana
Protocol: Bridge

Product: EtherSwitch
organization: between



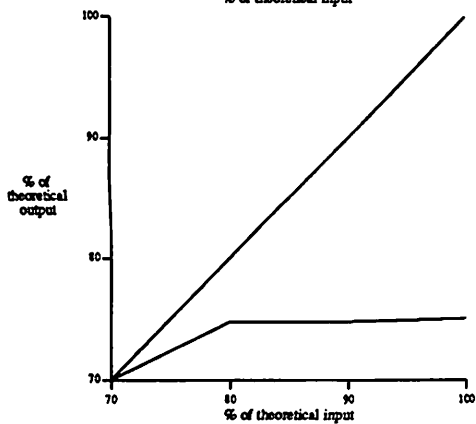
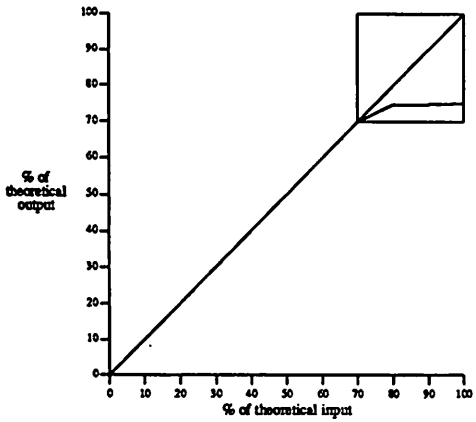
Vendor: Kalpana
Protocol: Bridge

Product: EtherSwitch
Streams: 4



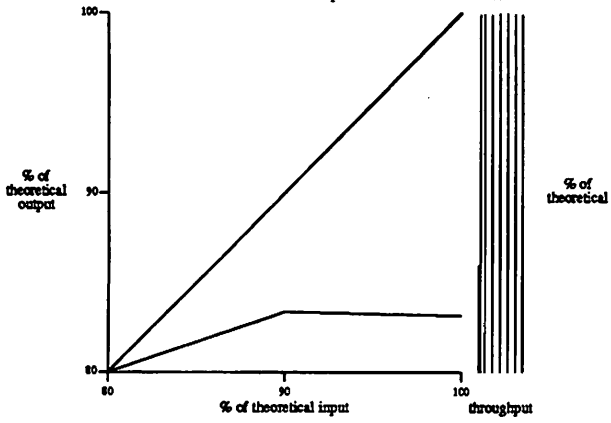
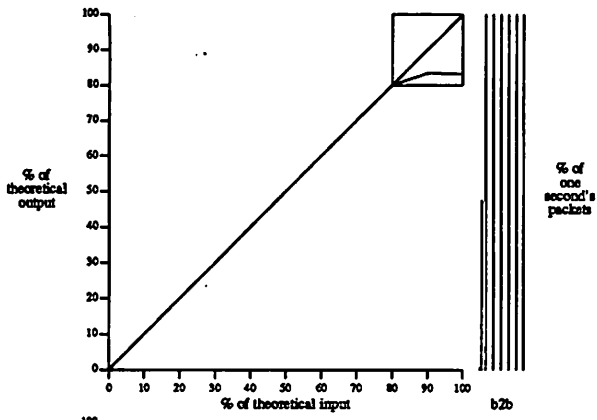
Vendor: Kalpana
Protocol: Bridge

Product: EtherSwitch
Streams: 6



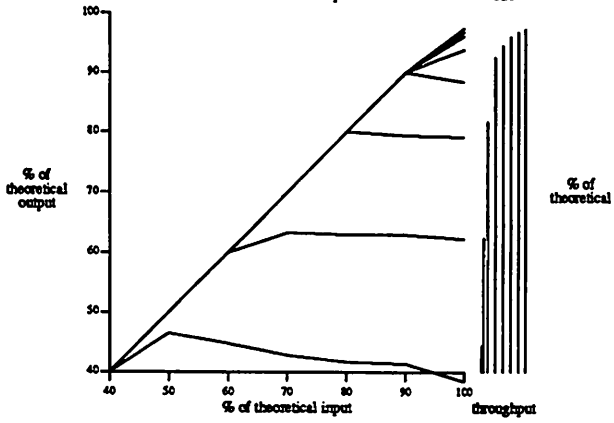
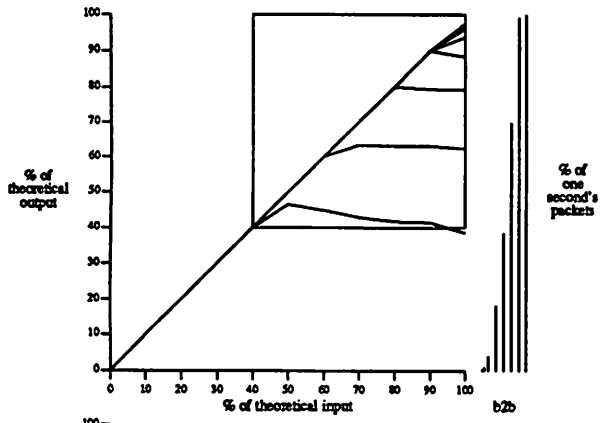
Vendor: Newbridge
Protocol: Bridge

Product: 8230_LittleBridge
organization: within



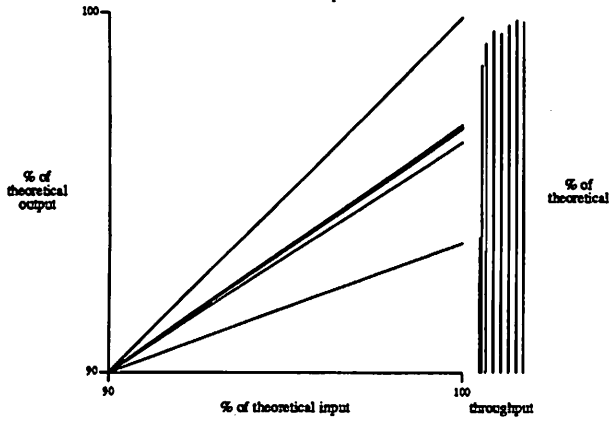
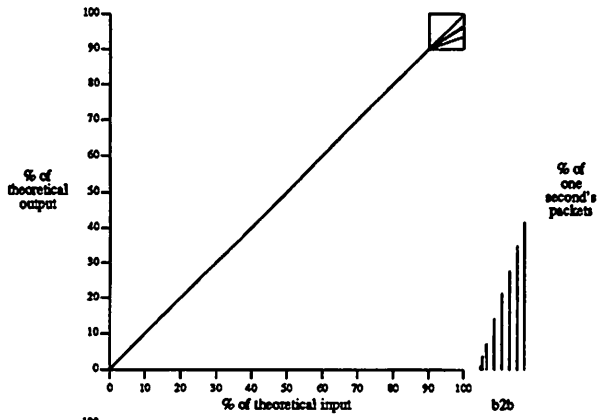
Vendor: RAD
Protocol: Bridge

Product: LEB-1
organization: within



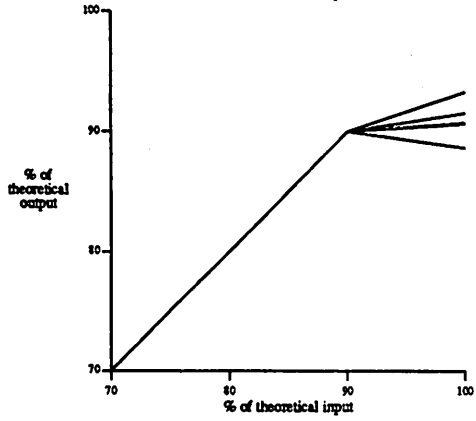
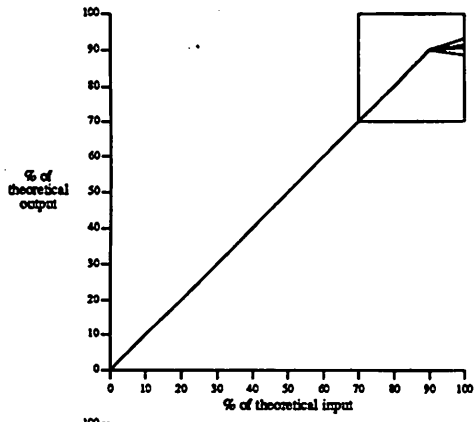
Vendor: Synergetics
Protocol: Bridge

Product: Lamplex
organization: between



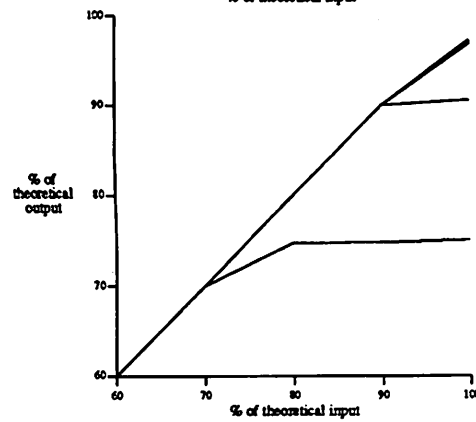
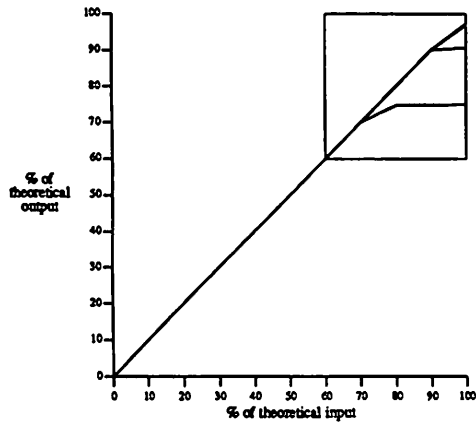
Vendor: Synernetics
Protocol: Bridge

Product: Lanplex
Streams: 4



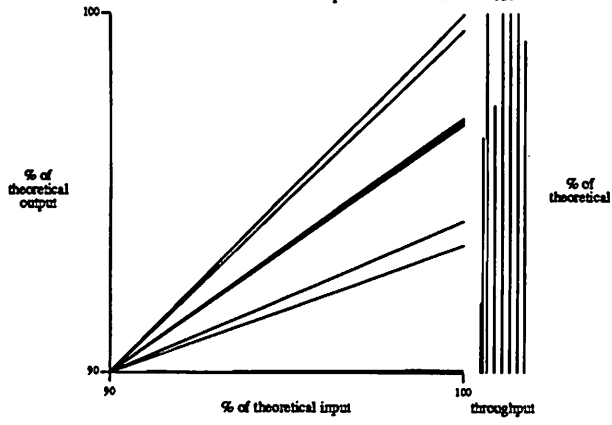
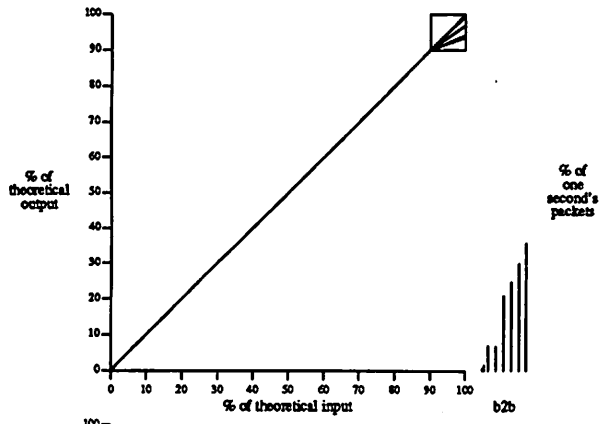
Vendor: Synernetics
Protocol: Bridge

Product: Lanplex
Streams: 6



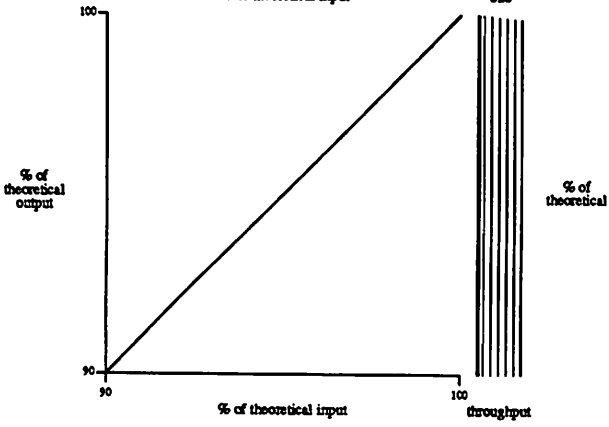
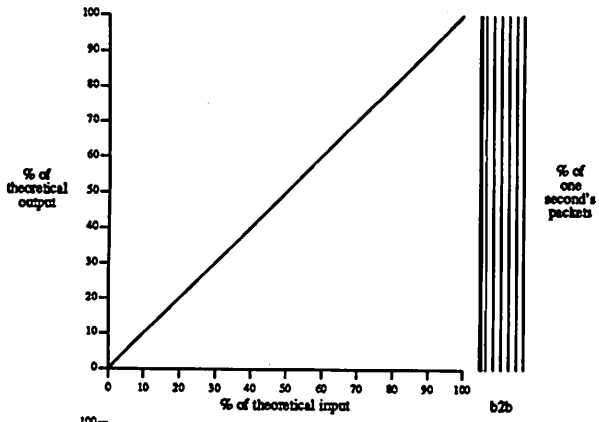
Vendor: Synnetics
Protocol: Bridge

Product: Lanplex
organization: within



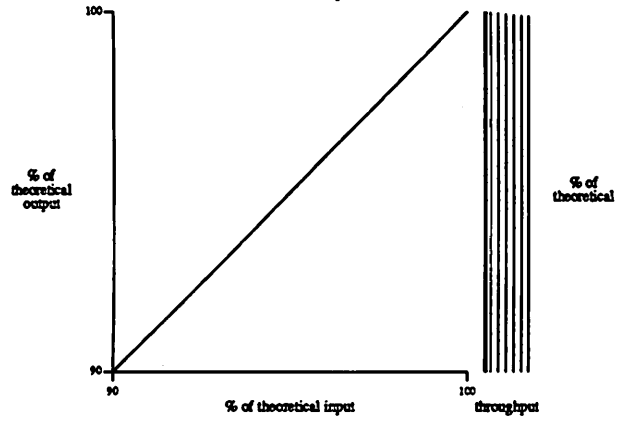
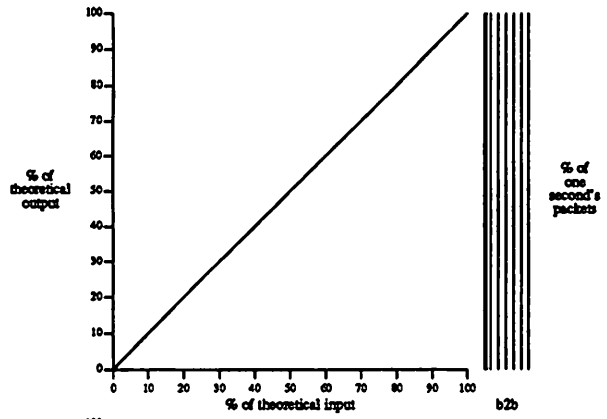
Vendor: none
Protocol: Bridge

Product: wire
organization: within



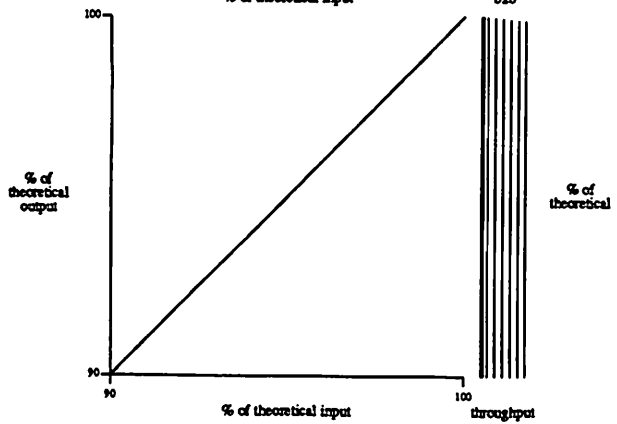
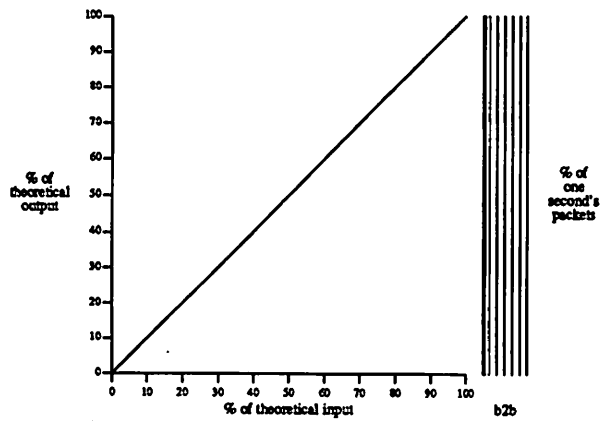
Vendor: Alantec
Protocol: Bridge

Product: Power
organization: between



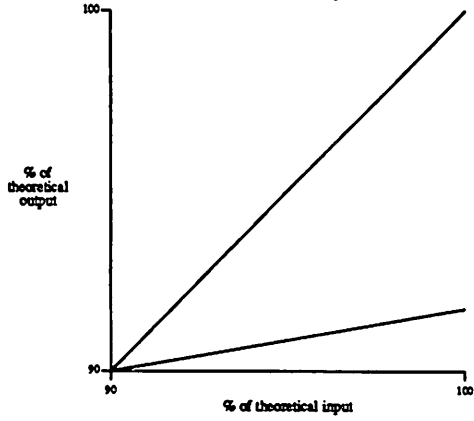
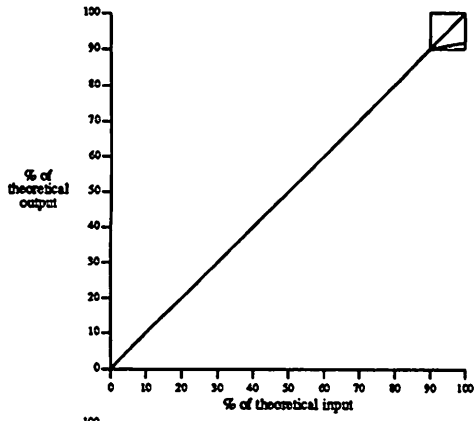
Vendor: Alantec
Protocol: TCP/IP

Product: Power
organization: between



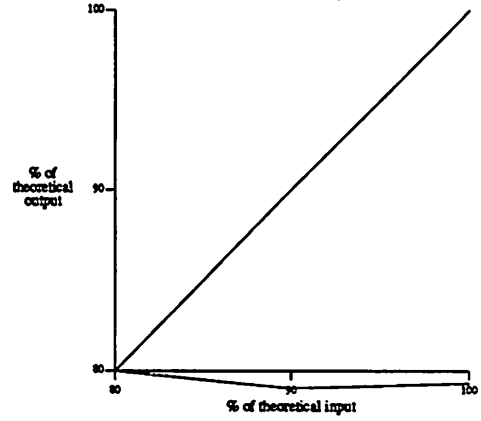
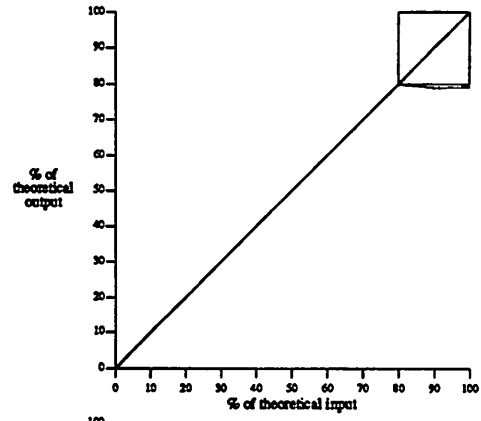
Vendor: Alantec
Protocol: Bridge

Product: Power
Streams: 4



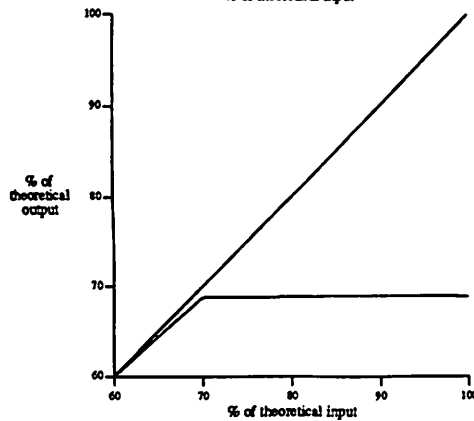
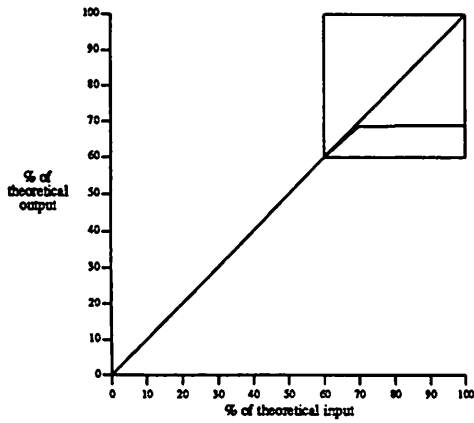
Vendor: Alantec
Protocol: TCP/IP

Product: Power
Streams: 4



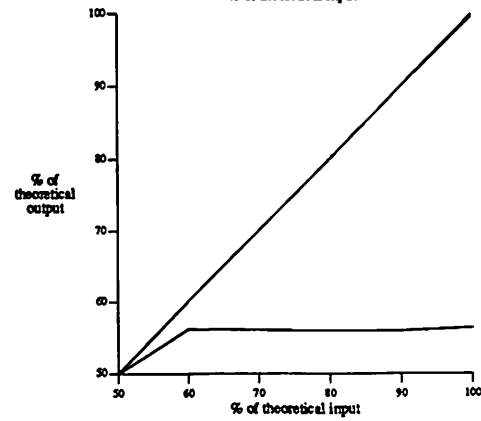
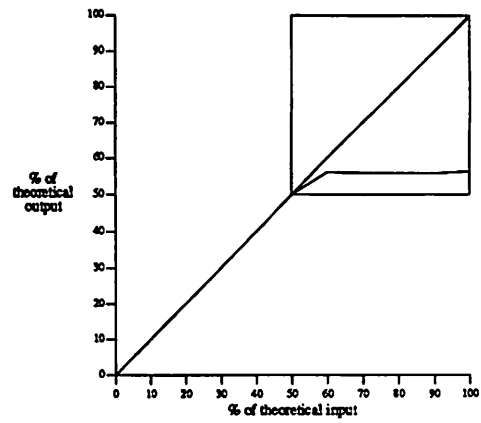
Vendor: Alantec
Protocol: Bridge

Product: Power
Streams: 6



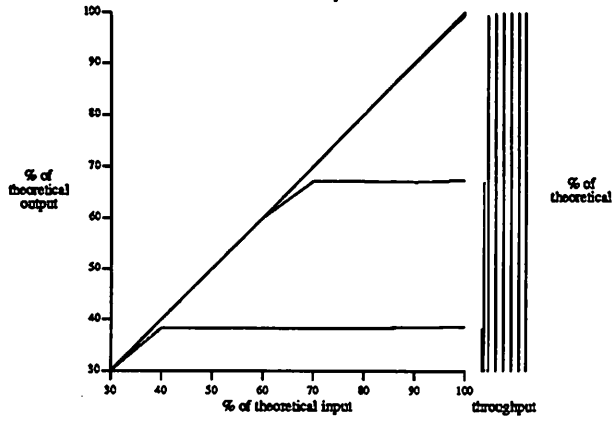
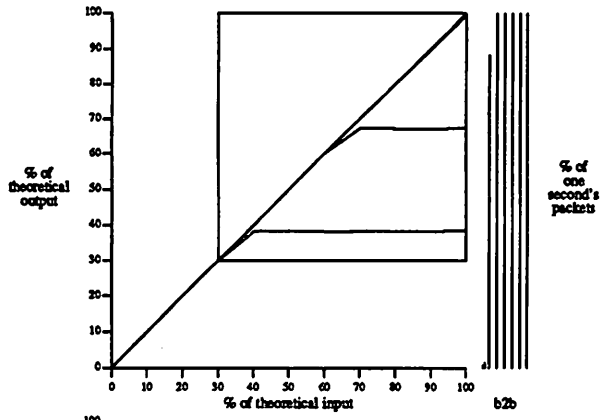
Vendor: Alantec
Protocol: TCP/IP

Product: Power
Streams: 6



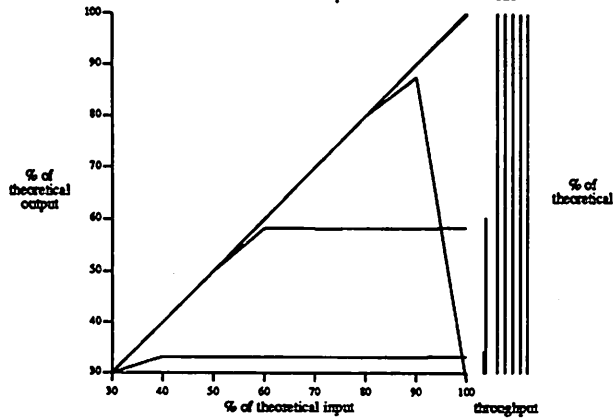
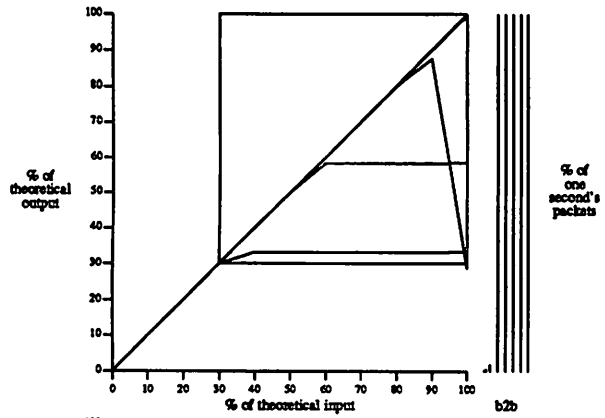
Vendor: BBN
Protocol: TCP/IP

Product: T/20
organization: between



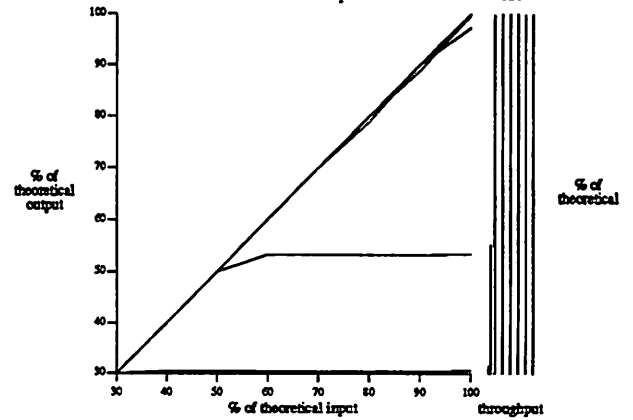
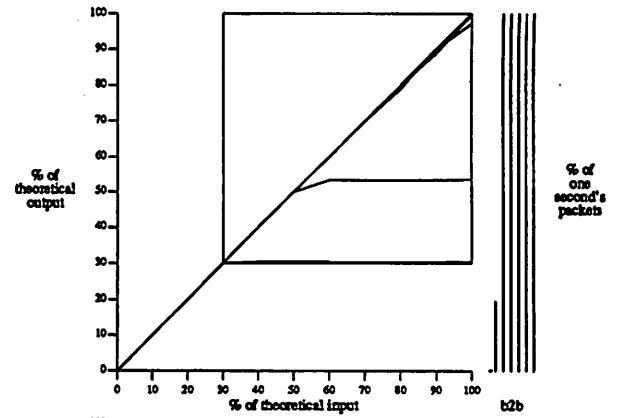
Vendor: Chipcom
Protocol: Bridge

Product: 5102R-EE
organization: within



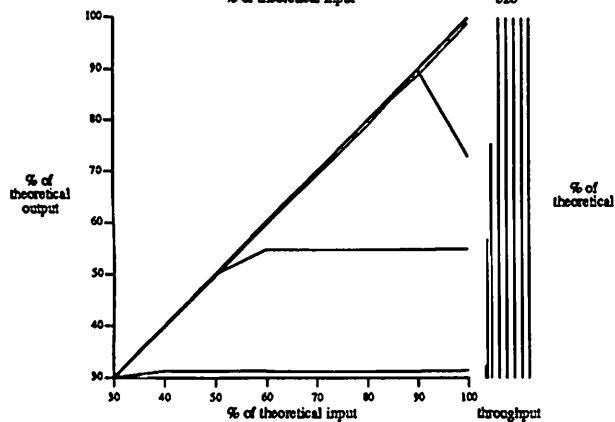
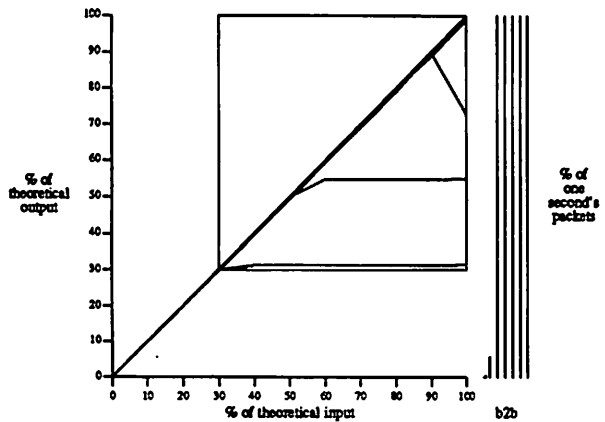
Vendor: Chipcom
Protocol: IPX

Product: 5102R-EE
organization: within



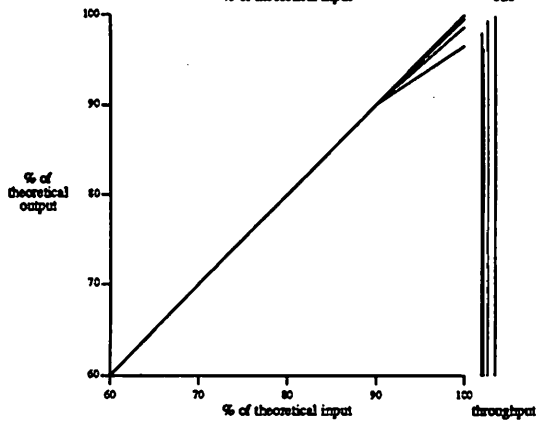
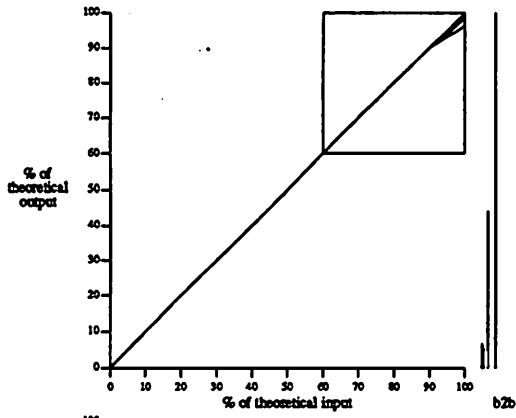
Vendor: Chipcom
Protocol: TCP/IP

Product: 5102R-EE
organization: within



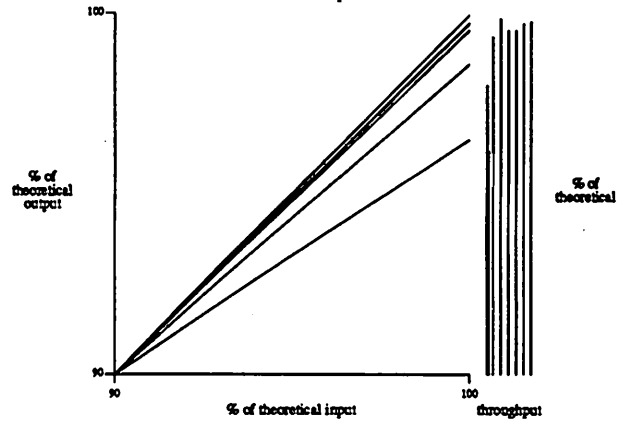
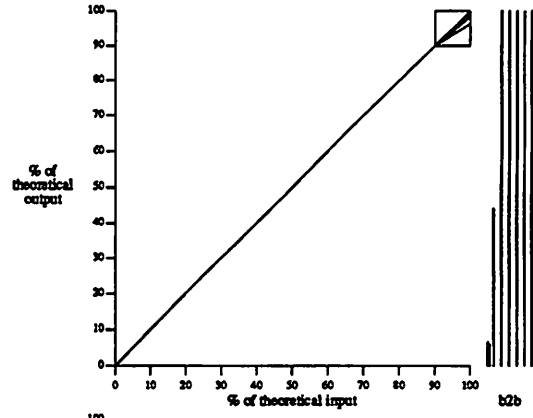
Vendor: Cisco
Protocol: AppleTalk II

Product: AGS+
organization: between



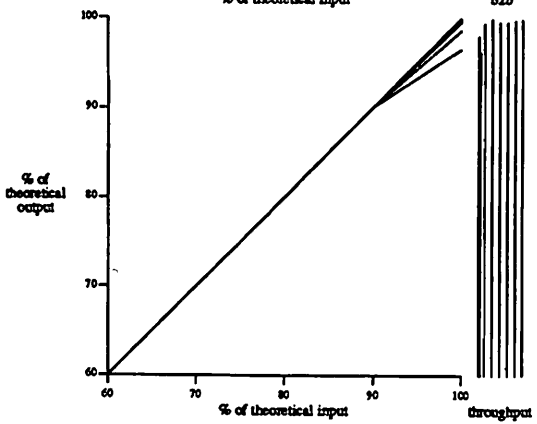
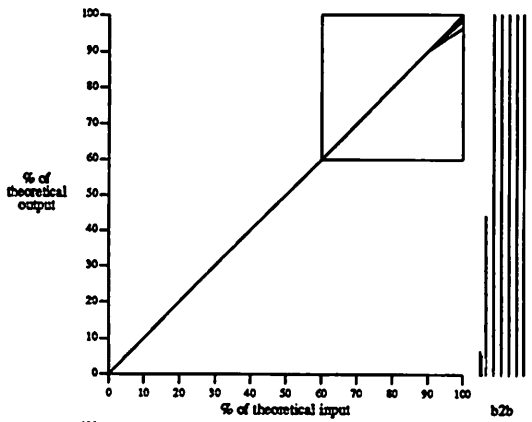
Vendor: Cisco
Protocol: TCP/IP

Product: AGS+
organization: between



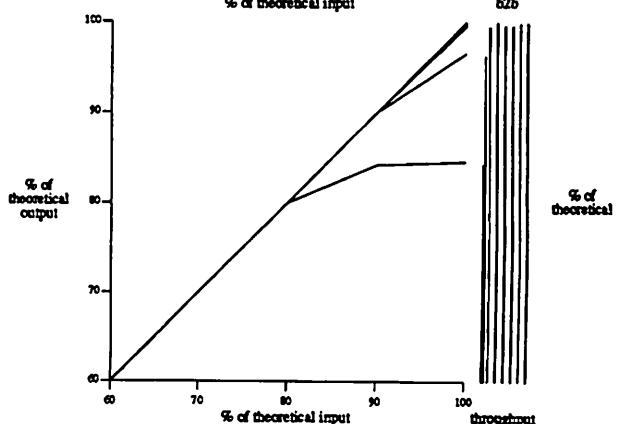
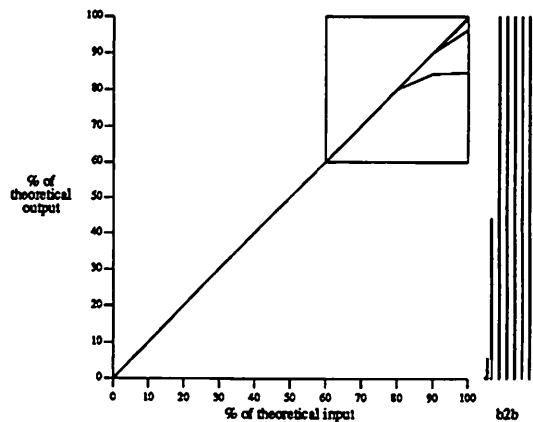
Vendor: Cisco
Protocol: Bridge

Product: AGS+
organization: between



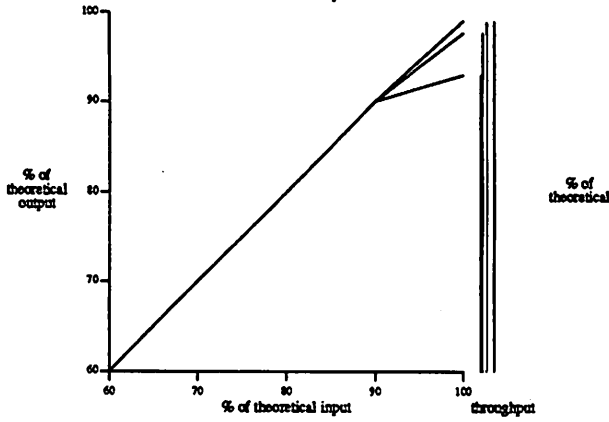
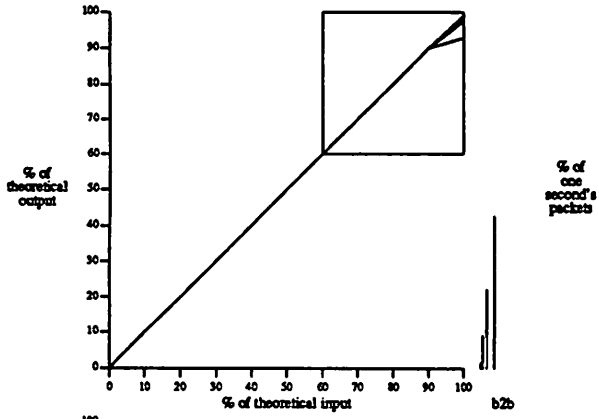
Vendor: Cisco
Protocol: IPX

Product: AGS+
organization: between



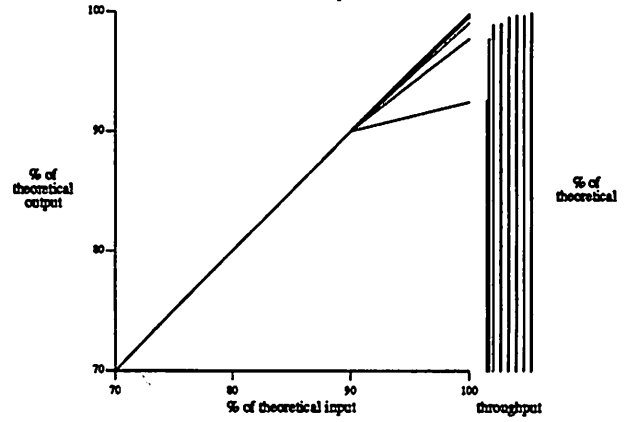
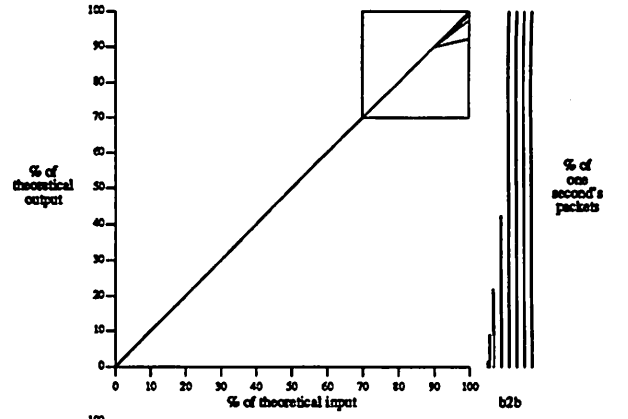
Vendor: Cisco
Protocol: AppleTalk II

Product: AGS+
organization: within



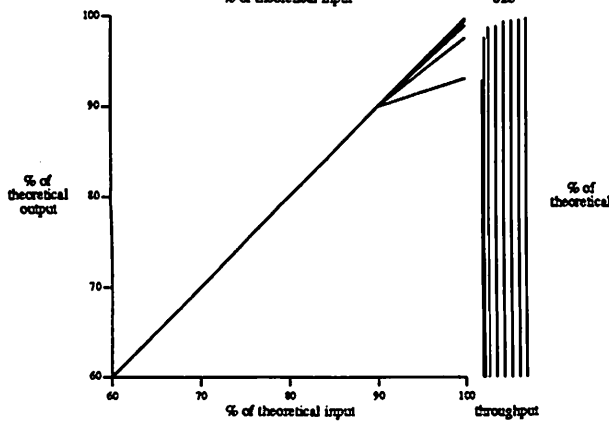
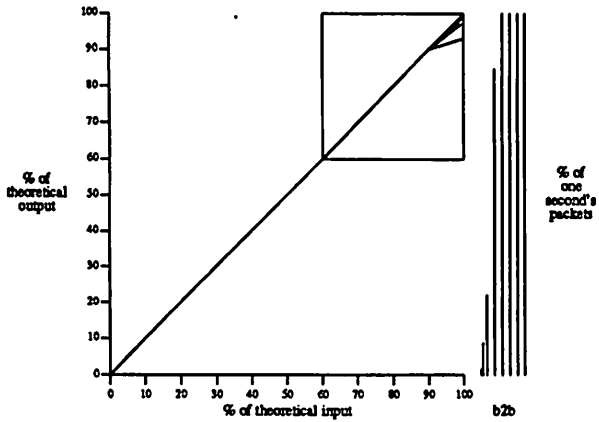
Vendor: Cisco
Protocol: TCP/IP

Product: AGS+
organization: within



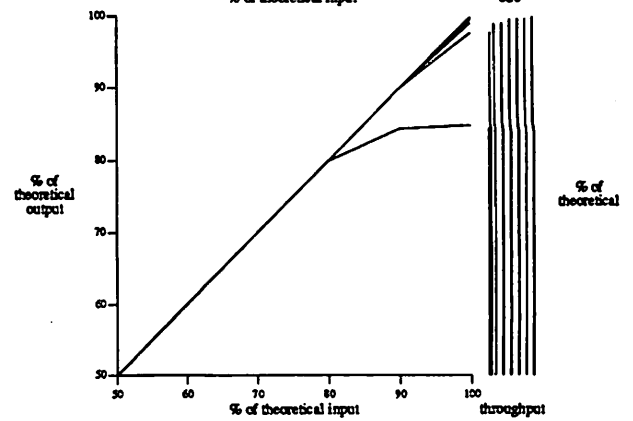
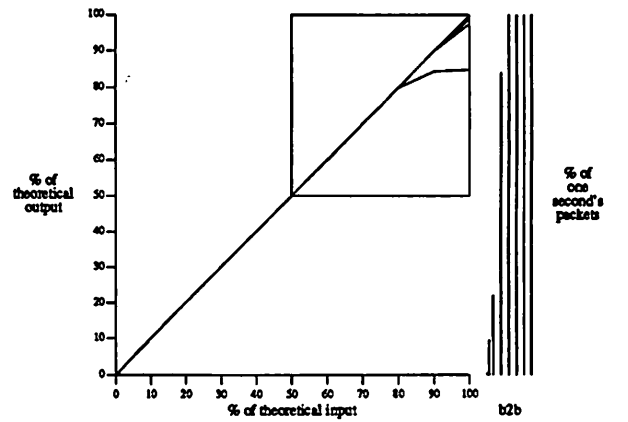
Vendor: Cisco
Protocol: Bridge

Product: AGS+
organization: within



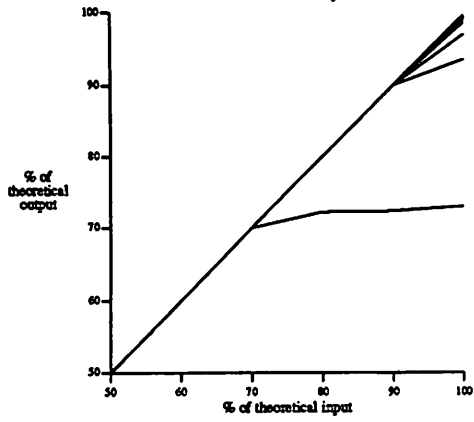
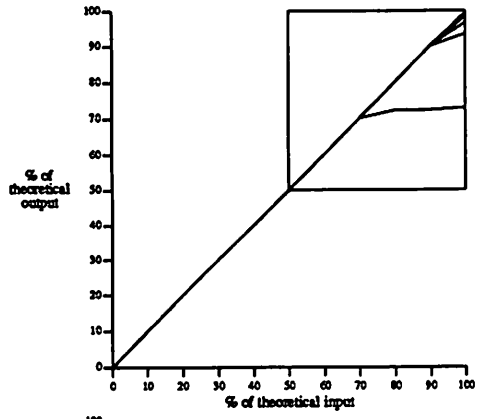
Vendor: Cisco
Protocol: IPX

Product: AGS+
organization: within



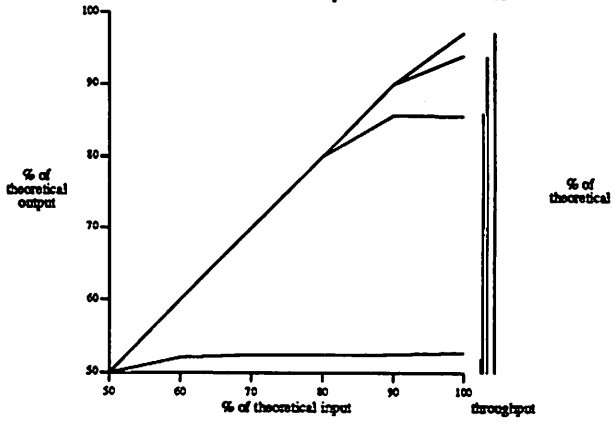
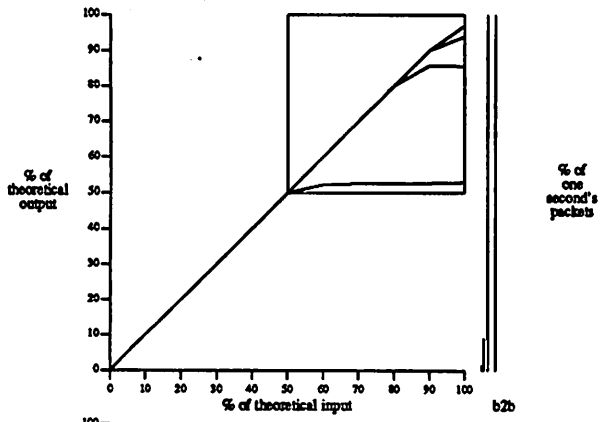
Vendor: Cisco
Protocol: TCP/IP

Product: AGS+
Streams: 6



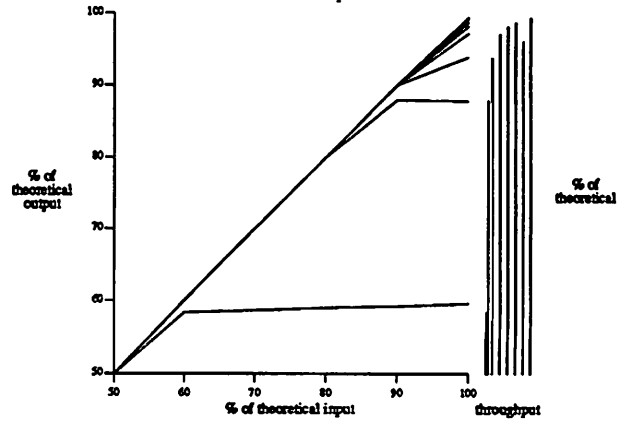
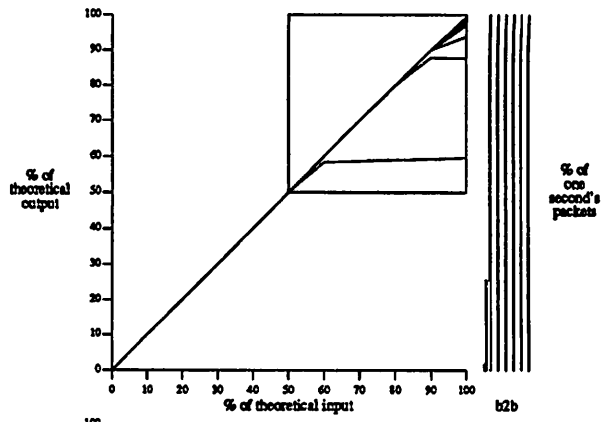
Vendor: HP
Protocol: AppleTalk II

Product: 27285a
organization: within



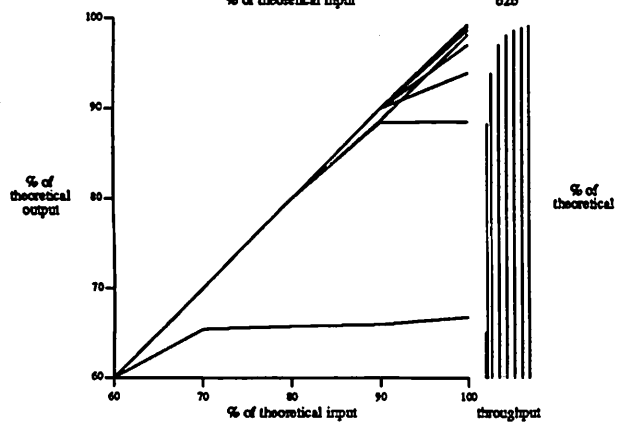
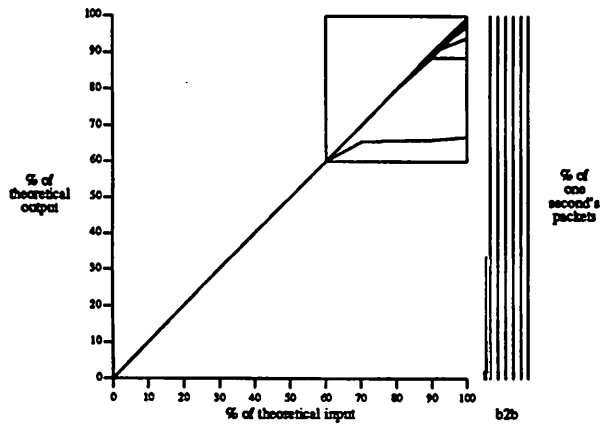
Vendor: HP
Protocol: TCP/IP

Product: 27285a
organization: within



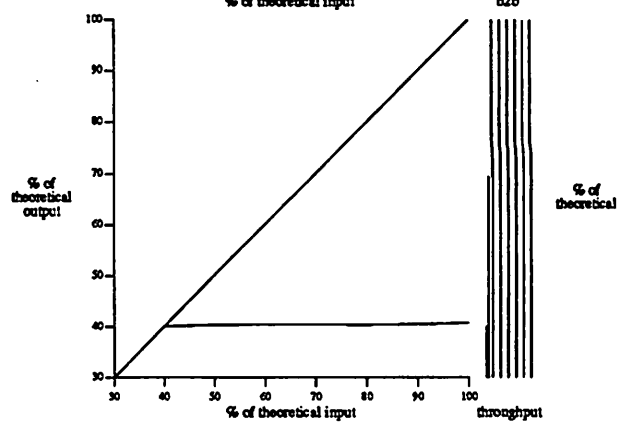
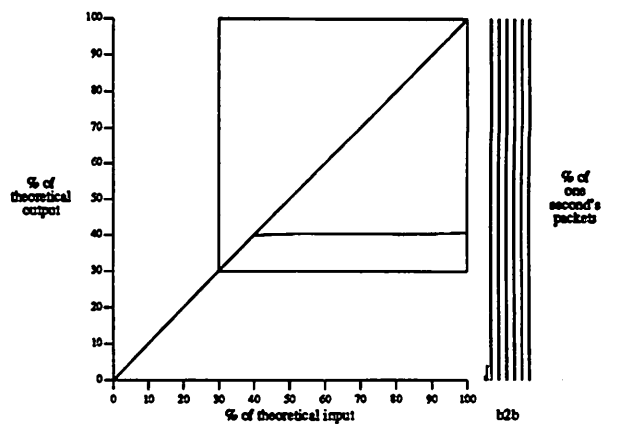
Vendor: HP
Protocol: Bridge

Product: 27285a
organization: within



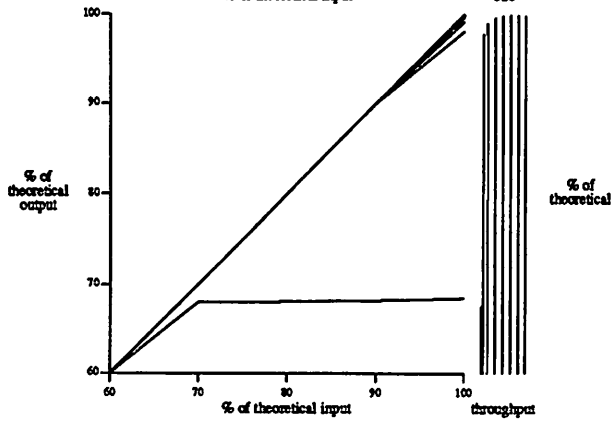
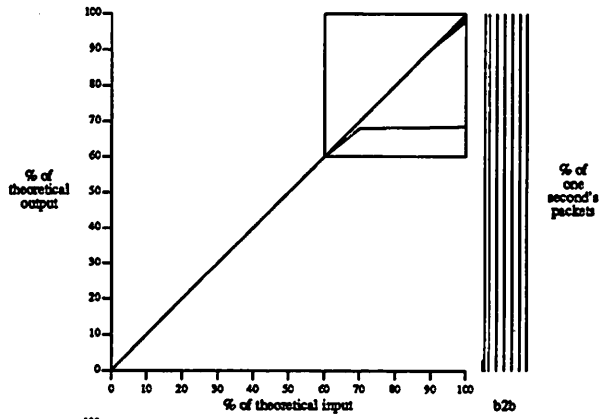
Vendor: HP
Protocol: IPX

Product: 27285a
organization: within



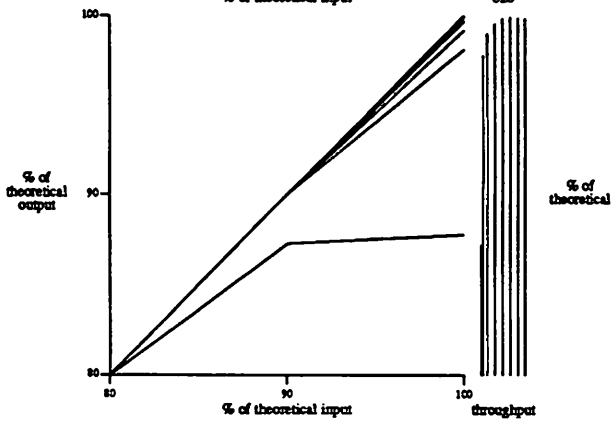
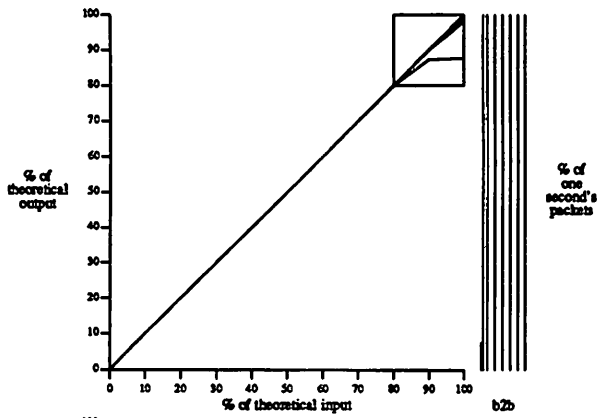
Vendor: NSC
Protocol: TCP/IP

Product: 6800
organization: between



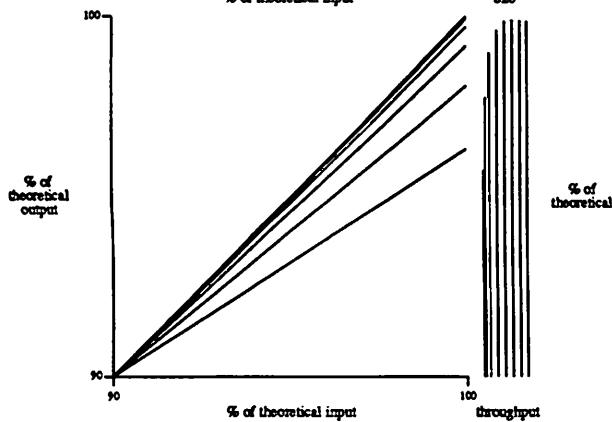
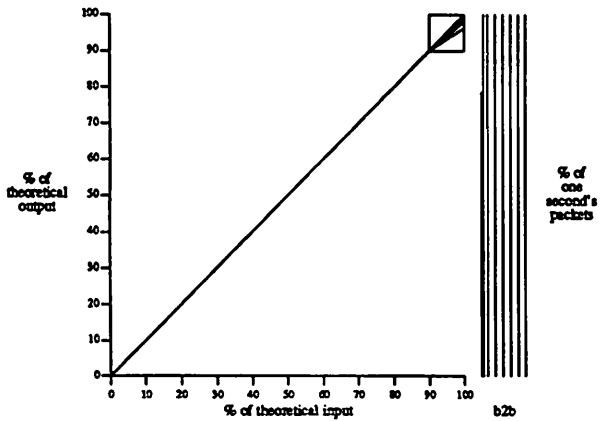
Vendor: NSC
Protocol: Bridge

Product: 6800
organization: within



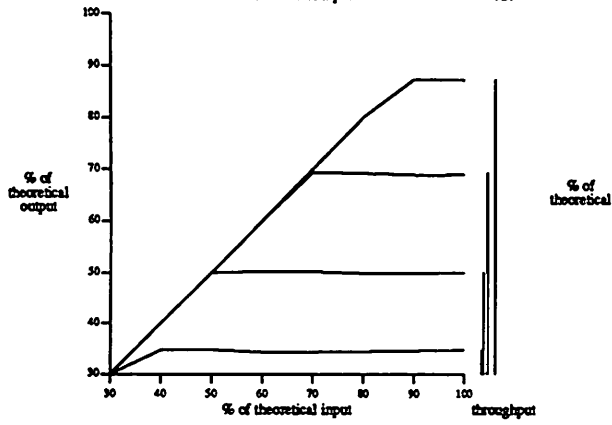
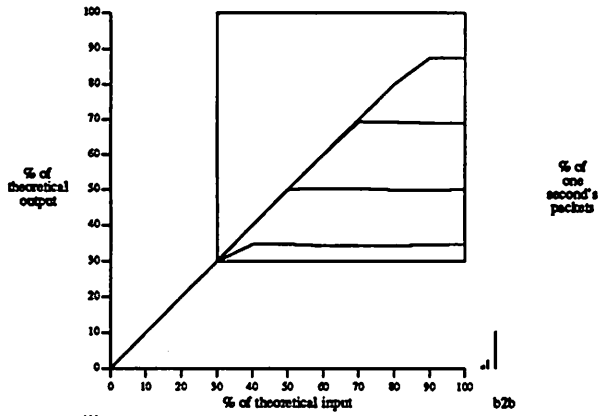
Vendor: NSC
Protocol: TCP/IP

Product: 6800
organization: within



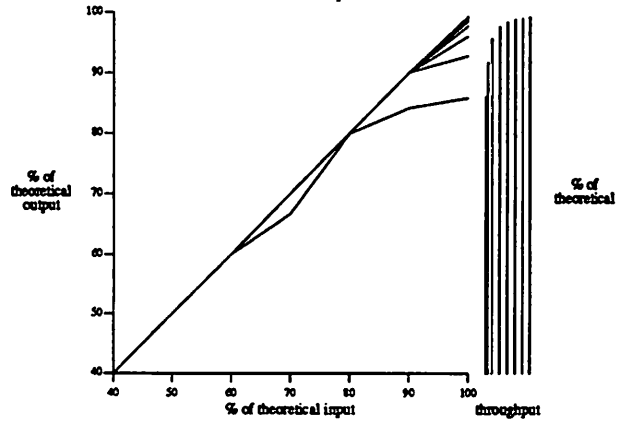
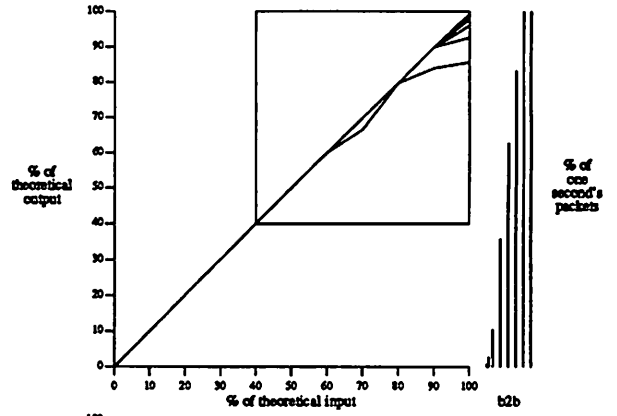
Vendor: Proteon
Protocol: AppleTalk II

Product: CNXr_500
organization: between



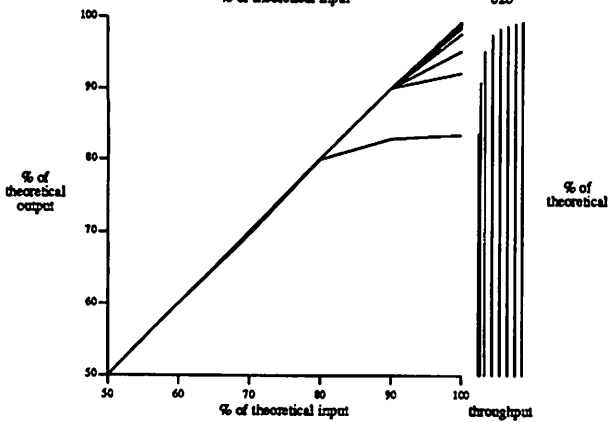
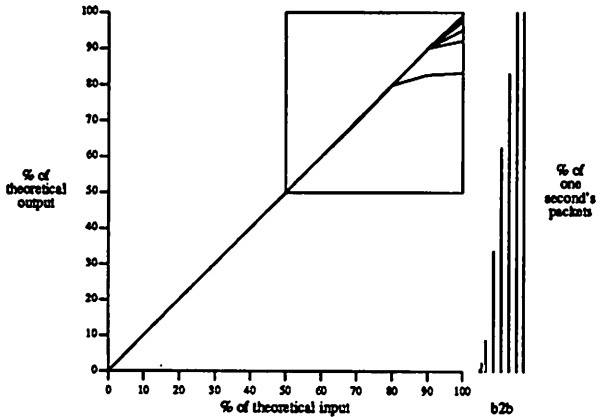
Vendor: Proteon
Protocol: TCP/IP

Product: CNXr_500
organization: between



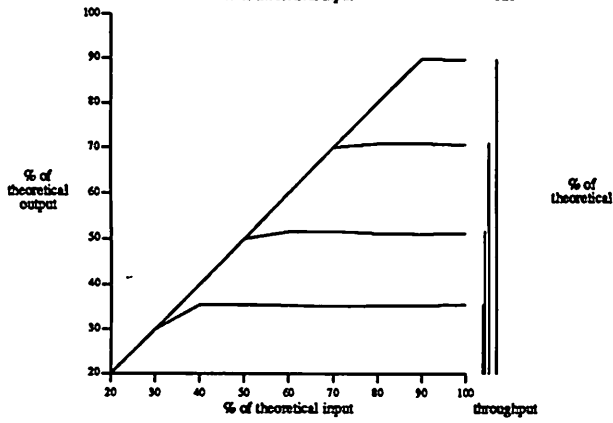
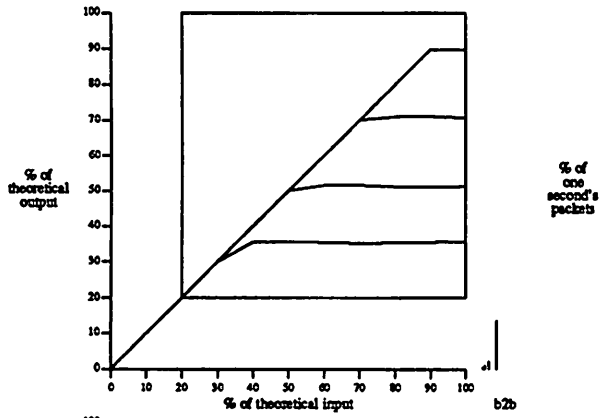
Vendor: Proteon
Protocol: Bridge

Product: CNXr_500
organization: between



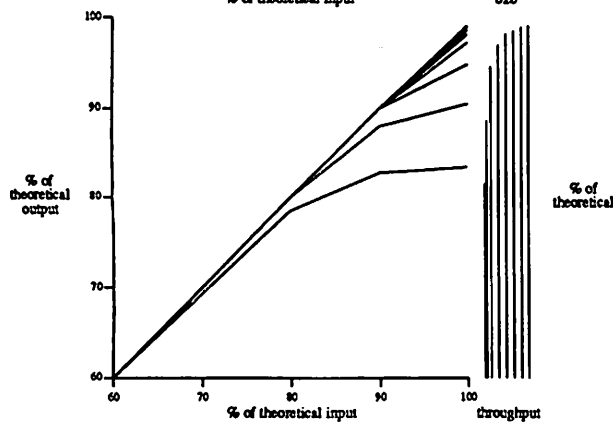
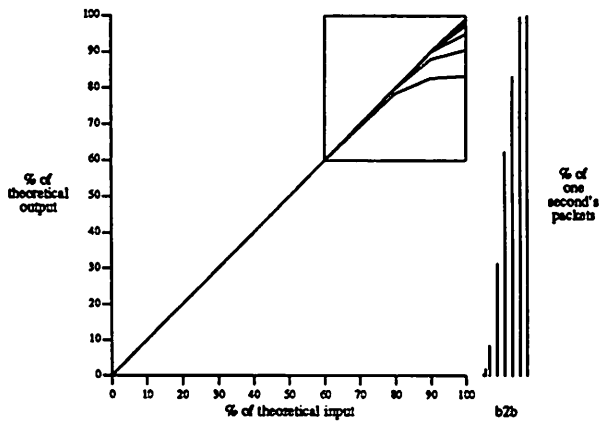
Vendor: Proteon
Protocol: AppleTalk II

Product: CNX_500
organization: within



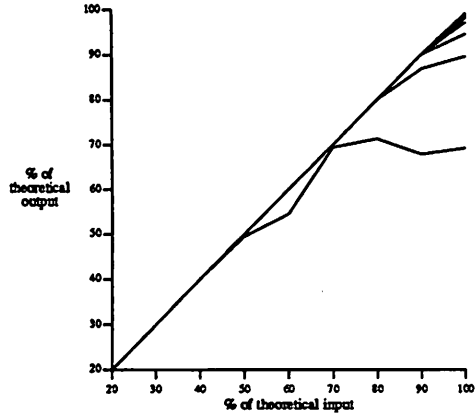
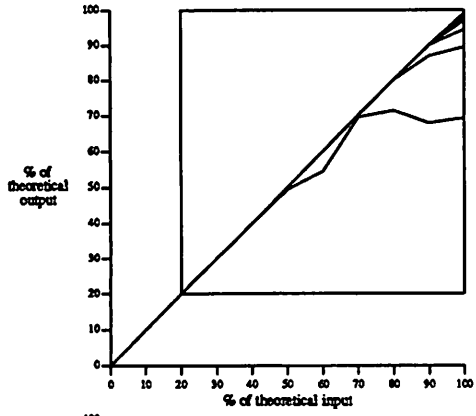
Vendor: Proteon
Protocol: Bridge

Product: CNX_500
organization: within



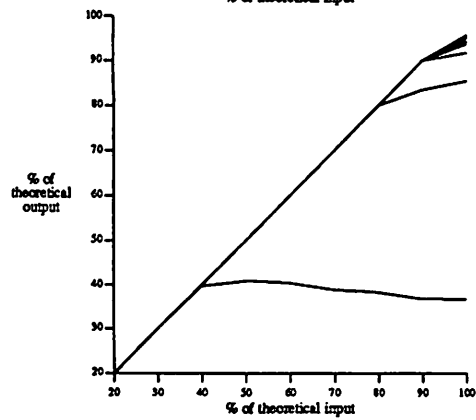
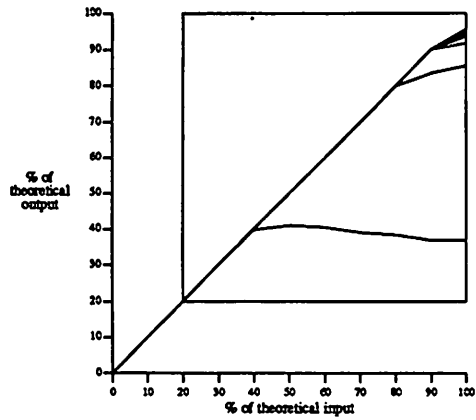
Vendor: Proteon
Protocol: TCP/IP

Product: CNXr_500
Streams: 2



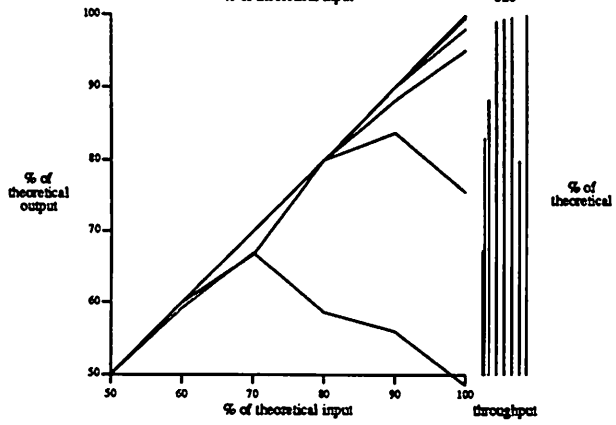
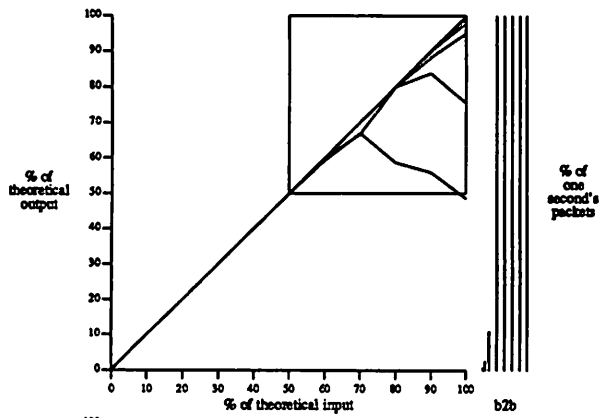
Vendor: Proteon
Protocol: TCP/IP

Product: CNXr_500
Streams: 3



Vendor: SUN_Microsystems
Protocol: TCP/IP

Product: SS2
organization: between



Vendor: Timeplex
Protocol: TCP/IP

Product: TIME/LAN
organization: between

